

Annual Report of Activities Conducted under the Cooperative Aquatic Plant Control Program in Florida Public Waters for Fiscal Year 2011-2012

This report was prepared in accordance with §369.22 (7), Florida Statutes, to provide an annual summary of plants treated and funding necessary to manage aquatic plants in public waters. The Cooperative Aquatic Plant Control Program administered by FWC in Florida's public waters involves complex operational and financial interactions between state, federal and local governments as well as private sector companies.

FWC's aquatic plant management program mission is to reduce negative impacts from invasive nonindigenous plants like water hyacinth, water lettuce and hydrilla to conserve the multiple uses and functions of public lakes and rivers. Invasive plants infest 94% of Florida's 438 public waters inventoried in 2012 that comprise 1.26 million acres of fresh water. Once established, eradicating invasive plants is difficult or impossible and very expensive; therefore, continuous maintenance is critical to keep invasive plants at low levels to sustain attributes like navigation, flood control and recreation while conserving native plant habitat for fish and wildlife on sovereignty state lands. A detailed description of the uses of Florida waters, how aquatic plants may impair these uses, aquatic plant control options, management plan development, and research and outreach efforts is presented in the following website: <http://plants.ifas.ufl.edu/manage/>.

A summary of plant control in sovereignty public waters and associated expenditures contracted or monitored by the FWC during Fiscal Year 2011-2012 is presented in the following pages. Management statistics are summarized in Tables 1-4 and presented graphically in Figures 1-4. FWC's highest management priorities are the control of floating plants (water hyacinth and water lettuce) and hydrilla. "Other plants" listed in the tables include both native and nonindigenous plants that may impair the uses of Florida public waters.

Table 1 presents the amount of control and associated funding for each plant type within the boundaries of the five water management districts to provide some geographical perspective on where plants are controlled in Florida. Table 2 breaks down aquatic plant management expenditures by federal and state funds. Twelve aquatic plant species found in Florida are considered to be invasive in that they are capable of causing environmental or economic harm if not managed on a routine basis. Some are widespread like floating plants or hydrilla and are under continuous maintenance. Others are present in only a few locations and are under eradication programs to prevent them from becoming established in Florida waters. Table 3 lists individual plant types found in Florida public waters summarizing acres controlled and associated control expenditures for Fiscal Year 2011-2012. Table 4 lists management expenditures by waterbody, including assessment and monitoring costs.

Figure 1 shows the ranges in size of the floating plant populations reported in Florida public lakes and rivers in 2012. Although these plants are widespread, found in 245 public waters, most populations are being suppressed to fewer than ten acres, keeping overall management costs and environmental impacts at low levels. Figure 2 shows water hyacinth cover in Florida public waters in ten-year intervals dating back to 1947 through 2012 to give an historical perspective of the presence of this prolific plant species through the decades. The Maintenance Control management philosophy was implemented in the early 1970s - control invasive plants on a statewide coordinated, routine and consistent basis - to reduce the overall population from about 125,000 acres in 1959 to a

few thousand acres at any one time for the past 35 years. Floating plants were under maintenance control in 96% of Florida's public waters during 2012.

Figure 3 shows acreage ranges for the 181 hydrilla populations that were reported in public lakes and rivers in 2012. Seventy-three percent of all hydrilla populations observed in 2012 covered fewer than ten acres, and hydrilla was considered to be under maintenance control in 95% of Florida's public waters in 2012. Figure 4 compares funding for hydrilla control vs. acres of hydrilla reported in public waters from 1982-2012. When funding is adequate, hydrilla can be suppressed at low levels. When funding is insufficient, hydrilla expands and forms underground tubers that can persist for many years, representing the potential for immediate regrowth after control, and the need for prolonged higher levels of management funding until these tuber "banks" are depleted.

Year in Review - Fiscal Year 2011-2012

- **Invasive non-native plants** were reported in 94% of Florida's 438 public lakes and rivers that comprise 1.26 million acres of fresh water.
- Eradicating established invasive aquatic plant populations has proven nearly impossible; therefore, routine maintenance is needed to suppress invasive plants at low levels to sustain attributes like navigation, flood control, and recreation while conserving native plant habitat.
- **Floating water hyacinth and water lettuce**, two of the world's fastest growing plants, covered as much as 125,000 acres of Florida public waters as recently as the 1960s and therefore are the FWC's highest management priorities.
- Floating plants were present in 245 public lakes and rivers in 2012 covering about 7,540 acres and are under maintenance control in 96% of Florida's public waters. Eighty-three percent of the floating plant populations reported in 2012 covered 10 acres or less. (Figure 1)
- Managers spent about \$3.45 million controlling 27,740 acres of floating invasive plants in Florida public lakes and rivers during FY 11-12 to conserve maintenance control. (Tables 1-3)
- **Submersed hydrilla**, imported during the 1950s as an aquarium plant, is capable of growing several inches per day filling the water column and covering the surface of water bodies that are not frequently and routinely managed.
- Insufficient funding allowed hydrilla to evolve into statewide water and habitat management crises by the middle 1990s infesting about 100,000 acres in 357 (78%) of Florida's public lakes and rivers. Sufficient, recurring funding and improved technology aided by FWC-funded research enabled managers to reduce hydrilla to about 37,420 acres in 2012. (Figure 4)
- Hydrilla is under maintenance control in 95% of the 181 public waters that it infested in 2012; however, tubers infest about 90,000 acres and represent the potential for immediate regrowth.
- 73% of the hydrilla populations reported in 2012 covered 10 acres or less (Figure 3). 81% of the hydrilla reported in 2012 occurred in The Kissimmee Chain of Lakes and Lake Istokpoga, among Florida's largest and most important multiple-purpose waterways.
- Managers spent \$12.36 million treating nearly 30,300 acres of hydrilla in Florida public lakes and rivers during FY 11-12 to conserve the multiple uses of these resources. (Tables 1-3)
- The Florida Exotic Pest Plant Council lists 12 **Category I invasive plants**, capable of disrupting aquatic ecosystems and causing harm in Florida public waters.
- Seven Category I plant species in addition to hydrilla, water hyacinth, and water lettuce were detected covering about 14,670 acres in 87% of Florida's public waters in 2012.
- \$2.5 million were spent managing about 10,170 acres of aquatic plants other than hydrilla and floating plants during FY 11-12 (Tables 1-3). Most for the control of torpedograss, cattail, and phragmites in Lakes Okeechobee, Istokpoga, and the Kissimmee Chain of Lakes and floating islands and tussocks in Tsala Apopka to conserve fish and wildlife habitat and navigation in the extensive marsh systems of these waters.

Fiscal Year 2011-2012 Management Statistics

Table 1: Acres of Aquatic Plants Treated and Treatment Expenditures in Florida Public Waters during Fiscal Year 2011 - 2012.

Acres	Northwest	Suwannee	St Johns	Southwest	S. Florida	TOTAL
Floating	545.00	144.00	10,417.75	3,692.20	12,945.56	27,744.51
Hydrilla	92.25	2,866.00	6,065.44	4,725.78	16,534.06	30,283.53
Other Plants	272.75	41.04	616.34	2,263.31	6,972.43	10,165.87
TOTAL	910.00	3051.04	17,099.29	10,681.29	36,452.05	68,193.91
Expenditures	Northwest	Suwannee	St Johns	Southwest	S. Florida	TOTAL
Floating	\$55,997.82	\$32,306.74	\$888,400.54	\$561,410.25	\$1,914,792.38	\$3,452,907.73
Hydrilla	\$17,690.75	\$247,238.13	\$3,989,386.40	\$2,025,182.70	\$6,080,185.46	\$12,359,683.44
Other Plants	\$44,206.26	\$21,067.99	\$131,524.60	\$1,147,895.08	\$1,198,223.63	\$2,542,917.56
TOTAL	\$117,894.83	\$300,612.86	\$5,009,311.54	\$3,734,488.03	\$9,193,201.47	\$18,355,508.73

Table 2: Federal and State Funds Expended during Fiscal Year 2011 - 2012 to Control Aquatic Plants in Florida Public Water Bodies.

Government /Plant	TOTAL
Federal	
Floating Plants	\$1,484,919.63
Hydrilla	0
Other Plants	0
Subtotal	\$1,484,919.63
State	
Floating Plants	\$1,967,988.10
Hydrilla	\$12,359,683.44
Other Plants	\$2,542,917.56
Subtotal	\$16,870,589.10
Federal + State	
Floating Plants	\$3,452,907.73
Hydrilla	\$12,359,683.44
Other Plants	\$2,542,917.56
Total	\$18,355,508.73

Table 3: Acres of Aquatic Plants Treated and Associated Expenditures in Florida Public Waters during Fiscal Year 2011-2012 Listed by Plant Type.

Plant	Acres Treated	Expenditures
Hydrilla	30,283.53	\$12,359,683.44
Floating Plants	27,744.51	\$3,452,907.73
Torpedoglass	2,190.88	\$255,988.10
Wild taro	33.38	\$9,907.10
Paragrass	2.75	\$512.86
Hygrophila	0	0
W. Indian marsh grass	917.54	\$93,265.93
Napiergrass	136.14	\$3,466.91
Aquatic soda apple	0	0
Water spinach	0	0
Giant salvinia	3.5	\$2,457.15
Other plants	6,557.04	\$1,390,219.75
Floating islands	324.65	\$787,099.76
Total	68,193.92	\$18,355,508.73

Floating Plants

Figure 1: Number of Public Lakes and Rivers in which Floating Plants Were Reported in 2012; Reported by Range of Population Size.

For example: 142 of the 245 floating plant populations reported in 2012 covered less than one acre. This is significant in that few floating plant populations are not under maintenance control. Those waters with large floating plant levels reported in 2012 are high priorities to regain control in 2013.

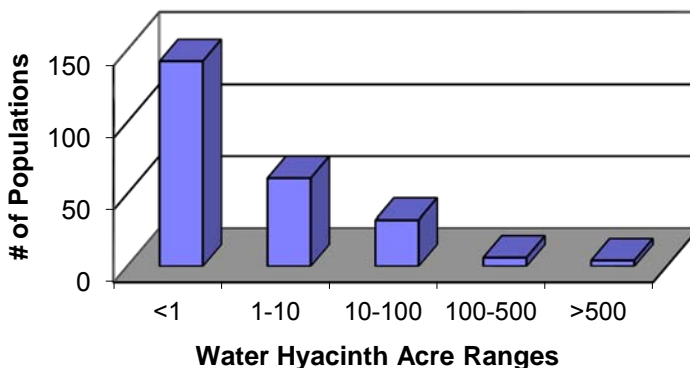
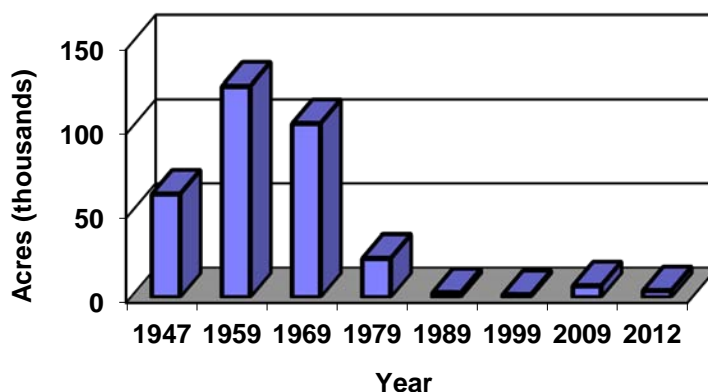


Figure 2: Acres of Water Hyacinth Reported in Florida Public Lakes and Rivers from 1947-2012.

Water hyacinth reached its apex, covering more than 125,000 acres in the early 1960s. Frequent and consistent management efforts coordinated on a statewide basis have allowed managers to reduce the standing crops of water hyacinth and water lettuce to low levels where they do not impair the multiple uses of Florida waters.



Hydrilla

Figure 3: Number of Public Lakes and Rivers in which Hydrilla Was Reported in 2012; Reported by Range of Population Size.

For example: 132 of the 181 hydrilla populations reported in 2012 covered less than ten acres signifying that most that are under maintenance control are at very low levels. Populations exceeding 100 acres are the higher management priorities for 2013.

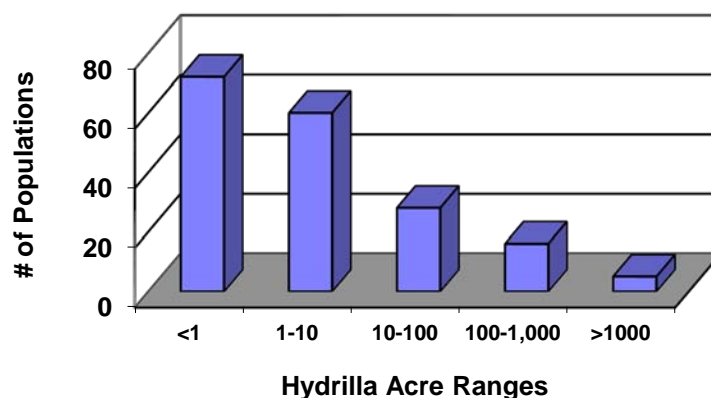
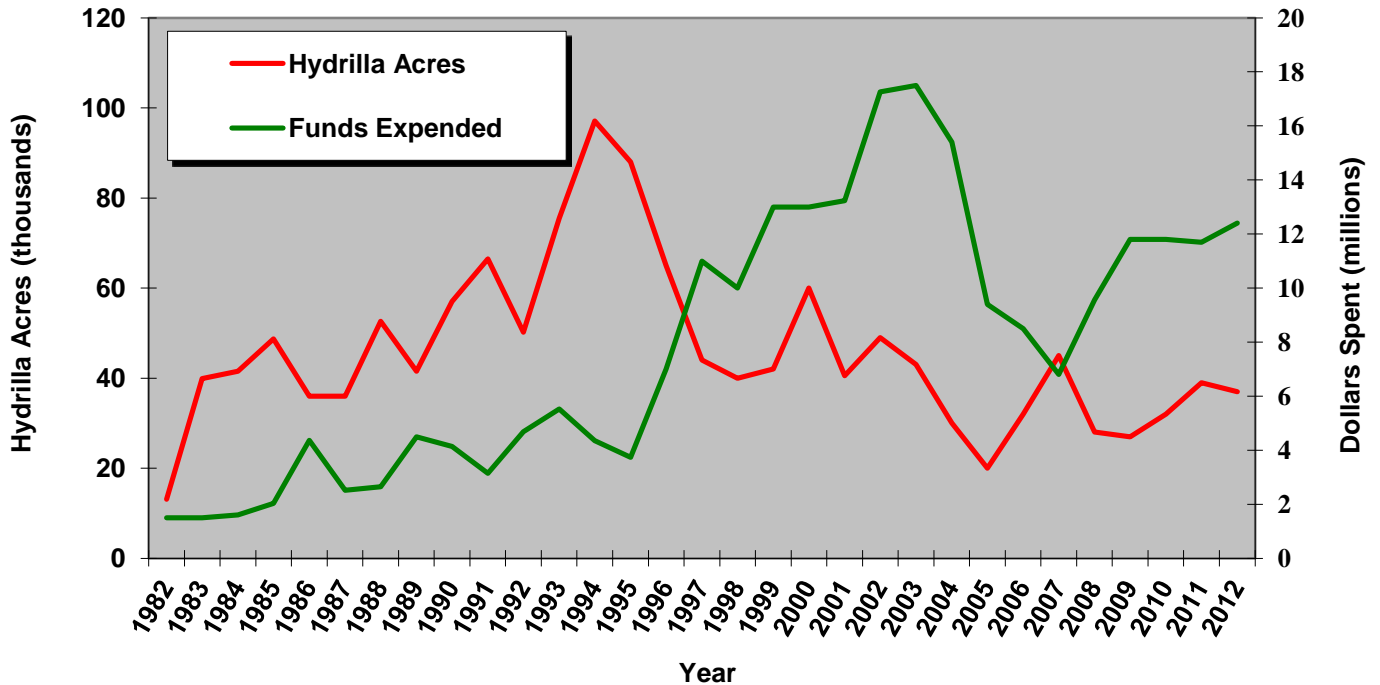


Figure 4: Acres Reported and Dollars Spent Managing Hydrilla in Florida Public Lakes and Rivers from 1982-2012.



When funds are sufficient, hydrilla can be managed at a low level. When funds decline, hydrilla expands to a higher level requiring additional recurring funding for control. Hydrilla reached its apex in Florida public waters in 1994, covering nearly 100,000 acres. Although the standing crop in the collective 181 waters in which hydrilla was reported in 2012 totaled about 37,400 acres, underground tubers, that represent hydrilla’s ability to immediately sprout and refill the water column, are estimated at about 90,000 acres.

Table 4. Plants Controlled and Management Expenditures by Waterbody in Florida Public Waters during Fiscal Year 2011-2012

Table 4 Key

Waterbody	Name of public waterbody
Waterbody Acres	Surface acres of public waterbody
Contractor	Agency or company that conducts aquatic plant management
Applied Aquatic	Applied Aquatic Management, Inc.
Brevard	Brevard County
Citrus	Citrus County
FL Environmental	Florida Environmental Consultants, Inc.
Highlands	Highlands County
Hillsborough	Hillsborough County
Lake	Lake County
NaturChem	NaturChem, Inc.
Orange	Orange County
Palm Beach	Palm Beach County
Polk	Polk County
SFWMD	South Florida Water Management District
SJRWMD	St. Johns River Water Management District
SWFWMD	Southwest Florida Water Management District
USACE	U.S. Army Corps of Engineers
Volusia	Volusia County
Winter Park	City of Winter Park
County	County in which the water body lies (Note: many water bodies lie in more than one county, for example: the St. Johns River lies in 11 counties, but for convenience has been assigned to St. Johns County)
WMD	Water Management District in which the water body lies
Plant Type	Name of plant (note: floating plants = water hyacinth and/or water lettuce)
FY 11-12 Acres Treated	Acres of plants managed during fiscal year 2011-2012
FY 11-12 Dollars Spent	Dollars spent managing plants, including assessment and monitoring, during fiscal year 2011-2012

Water Body	Water Body Acres	Contractor	County	WMD	Plant Type	FY 11-12 Acres Treated	FY 11-12 Dollars Spent
Adelaide, Lake	98	Highlands	HIGHLANDS	SWFWMD	Oxycaryum cubense	0.0	\$226.40
Agnes, Lake	386	Polk	POLK	SWFWMD	Floating	0.0	\$8,082.11
Alexander Springs	185	Lake	LAKE	SJRWMD	Floating	39.8	\$7,895.66
Alexander Springs	185	Lake	LAKE	SJRWMD	Typha spp.	30.0	\$2,185.20
Alfred, Lake	736	Polk	POLK	SWFWMD	Floating	0.0	\$516.07
Alfred, Lake	736	Polk	POLK	SWFWMD	Hydrilla	0.0	\$158.10
Alligator Lake	918	Applied Aquatic	COLUMBIA	SRWMD	Alternanthera philoxeroides	4.0	\$405.41
Alligator Lake	918	Applied Aquatic	COLUMBIA	SRWMD	Floating	4.0	\$420.41
Alligator Lake	918	Applied Aquatic	COLUMBIA	SRWMD	Hydrocotyle spp.	4.0	\$405.41
Alligator Lake	918	Applied Aquatic	COLUMBIA	SRWMD	Lygodium japonicum	0.7	\$185.00
Alligator Lake	918	Applied Aquatic	COLUMBIA	SRWMD	Salix spp.	2.5	\$521.91
Alligator Lake	918	Applied Aquatic	COLUMBIA	SRWMD	Typha spp.	4.5	\$820.53
Alligator Lake	918	FL Environmental	COLUMBIA	SRWMD	Alternanthera philoxeroides	1.0	\$54.86
Alligator Lake	918	FL Environmental	COLUMBIA	SRWMD	Ceratophyllum demersum	1.0	\$856.28
Alligator Lake	918	FL Environmental	COLUMBIA	SRWMD	Floating	15.5	\$772.97
Alligator Lake	918	FL Environmental	COLUMBIA	SRWMD	Hydrilla	14.7	\$3,625.03
Alligator Lake	918	FL Environmental	COLUMBIA	SRWMD	Nelumbo lutea	1.0	\$62.27
Alligator Lake	918	FL Environmental	COLUMBIA	SRWMD	Sesbania punicea	4.0	\$455.64
Alligator Lake	3406	SFWMD	OSCEOLA	SFWMD	Floating	3.3	\$985.66
Alligator Lake	3406	SFWMD	OSCEOLA	SFWMD	Oxycaryum cubense	3.7	\$670.86
Alto, Lake	540	Applied Aquatic	ALACHUA	SRWMD	Nuphar advena	0.3	\$96.18
Alto, Lake	540	Applied Aquatic	ALACHUA	SRWMD	Sacciolepis striata	0.3	\$96.18
Annie, Lake	539	Polk	POLK	SWFWMD	Floating	0.0	\$281.80
Annie, Lake	539	Polk	POLK	SWFWMD	Hydrilla	4.8	\$1,915.37
Apalachicola River	30000	Applied Aquatic	FRANKLIN	NWFWMD	Salix spp.	0.8	\$230.18
Apopka Beauclair Canal	50	Lake	LAKE	SJRWMD	Ceratophyllum demersum	3.1	\$887.21
Apopka Beauclair Canal	50	Lake	LAKE	SJRWMD	Floating	16.9	\$2,869.79
Apopka Beauclair Canal	50	Lake	LAKE	SJRWMD	Hydrilla	5.6	\$3,158.91
Apopka Beauclair Canal	50	Lake	LAKE	SJRWMD	Urochloa mutica	1.5	\$254.35
Apopka, Lake	30671	SJRWMD	ORANGE	SJRWMD	Floating	23.5	\$4,480.48
Apopka, Lake	30671	SJRWMD	ORANGE	SJRWMD	Hydrilla	52.3	\$47,977.74
Apopka, Lake	30671	SJRWMD	ORANGE	SJRWMD	Ludwigia octovalvis/peruviana	4.0	\$781.80
Apopka, Lake	30671	SJRWMD	ORANGE	SJRWMD	Typha spp.	31.3	\$5,108.53
Apthorpe, Lake	219	Highlands	HIGHLANDS	SWFWMD	Hydrilla	1.0	\$812.96
Apthorpe, Lake	219	Highlands	HIGHLANDS	SWFWMD	Oxycaryum cubense	1.0	\$546.52
Arbuckle Creek	120	Highlands	HIGHLANDS	SFWMD	Floating	160.0	\$18,364.98
Arbuckle Creek	120	Highlands	HIGHLANDS	SFWMD	Hymenachne amplexicaulis	77.0	\$5,865.19
Arbuckle Creek	120	Highlands	HIGHLANDS	SFWMD	Trees (blocking navigation)	0.0	\$6,186.62
Arbuckle, Lake	3828	Polk	POLK	SFWMD	Floating	291.0	\$42,398.06
Arbuckle, Lake	3828	Polk	POLK	SFWMD	Hydrilla	3928.8	\$641,877.05
Arbuckle, Lake	3828	Polk	POLK	SFWMD	Hymenachne amplexicaulis	3.0	\$1,202.88
Arbuckle, Lake	3828	Polk	POLK	SFWMD	Nuphar advena	20.5	\$3,135.28
Ariana, Lake	1026	Polk	POLK	SWFWMD	Floating	0.0	\$93.10
Ariana, Lake	1026	Polk	POLK	SWFWMD	Hydrilla	0.0	\$411.07
Ashby, Lake	1030	Applied Aquatic	VOLUSIA	SJRWMD	Colocasia esculenta	0.3	\$171.40
Ashby, Lake	1030	Applied Aquatic	VOLUSIA	SJRWMD	Floating	17.0	\$2,168.27
Ashby, Lake	1030	Applied Aquatic	VOLUSIA	SJRWMD	Hydrilla	2.3	\$2,068.92
Ashby, Lake	1030	Applied Aquatic	VOLUSIA	SJRWMD	Phragmites australis	2.0	\$364.83
Ashby, Lake	1030	Applied Aquatic	VOLUSIA	SJRWMD	Typha spp.	1.0	\$222.69
Baldwin, Lake	196	Applied Aquatic	ORANGE	SJRWMD	Floating	0.0	\$178.75
Baldwin, Lake	196	Applied Aquatic	ORANGE	SJRWMD	Hydrilla	1.5	\$2,602.02

Water Body	Water Body Acres	Contractor	County	WMD	Plant Type	FY 11-12 Acres Treated	FY 11-12 Dollars Spent
Banana Lake	342	Polk	POLK	SWFWMD	Floating	11.5	\$2,966.19
Banana Lake	342	Polk	POLK	SWFWMD	Hydrilla	10.5	\$3,406.91
Baymeadows FMA	15	FL Environmental	DUVAL	SJRWMD	Hydrilla	1.0	\$0.00
Baymeadows FMA	15	FL Environmental	DUVAL	SJRWMD	Najas guadalupensis	10.0	\$6,446.20
Baymeadows FMA	15	FL Environmental	DUVAL	SJRWMD	Panicum repens	0.1	\$158.05
Baymeadows FMA	15	NaturChem	DUVAL	SJRWMD	Najas guadalupensis	0.7	\$756.66
Baymeadows FMA	15	NaturChem	DUVAL	SJRWMD	Panicum repens	0.5	\$143.20
Baymeadows FMA	15	NaturChem	DUVAL	SJRWMD	Typha spp.	0.2	\$32.37
Beakman Lake	94	Lake	LAKE	SJRWMD	Floating	0.0	\$29.73
Beauclair, Lake	1111	Lake	LAKE	SJRWMD	Floating	4.9	\$1,169.94
Bethesda Lake FMA	10	FL Environmental	DUVAL	SRWMD	Hydrilla	17.0	\$2,133.48
Bethesda Lake FMA	10	FL Environmental	DUVAL	SRWMD	Panicum repens	0.8	\$322.14
Bethesda Lake FMA	10	NaturChem	DUVAL	SRWMD	Hydrilla	0.5	\$530.75
Blanche, Lake	121	Orange	ORANGE	SFWMD	Hydrilla	0.7	\$944.48
Blue Cypress Lake	6555	SJRWMD	INDIAN RIVER	SJRWMD	Floating	13.0	\$1,727.30
Blue Cypress Lake	6555	SJRWMD	INDIAN RIVER	SJRWMD	Hydrilla	0.0	\$164.52
Blue Lake	62	Volusia	VOLUSIA	SJRWMD	Hydrilla	0.0	\$62.03
Blue, Lake	118	Polk	POLK	SWFWMD	Floating	0.0	\$93.10
Blue, Lake	118	Polk	POLK	SWFWMD	Hydrilla	1.3	\$322.75
Bonnet, Lake	260	Highlands	HIGHLANDS	SWFWMD	Floating	1.0	\$1,401.97
Bonnet, Lake	260	Highlands	HIGHLANDS	SWFWMD	Nuphar advena	1.1	\$556.64
Bonnet, Lake	260	Highlands	HIGHLANDS	SWFWMD	Oxycaryum cubense	1.0	\$253.65
Bonny, Lake	354	Polk	POLK	SWFWMD	Floating	0.0	\$148.95
Bonny, Lake	354	Polk	POLK	SWFWMD	Hydrilla	2.5	\$729.80
Braden River	220	SWFWMD	MANATEE	SWFWMD	Floating	42.0	\$7,226.07
Buckeye Lake	71	Polk	POLK	SWFWMD	Floating	0.0	\$258.31
Buckeye Lake	71	Polk	POLK	SWFWMD	Hydrilla	18.8	\$10,048.18
Buffum, Lake	1543	Polk	POLK	SWFWMD	Floating	4.0	\$1,384.73
Buffum, Lake	1543	Polk	POLK	SWFWMD	Ludwigia octovalvis/peruviana	0.4	\$109.86
Bugg Springs	7	Lake	LAKE	SJRWMD	Floating	11.4	\$2,107.76
Bugg Springs	7	Lake	LAKE	SJRWMD	Hydrilla	4.2	\$1,127.69
Bugg Springs	7	Lake	LAKE	SJRWMD	Hydrocotyle spp.	4.5	\$277.73
Bulow Creek	469	Applied Aquatic	FLAGLER	SJRWMD	Typha spp.	0.5	\$565.09
Butler, Lake	1665	Orange	ORANGE	SFWMD	Floating	1.0	\$261.31
Butler, Lake	420	Applied Aquatic	UNION	SRWMD	Floating	0.3	\$123.80
Butler, Lake	420	Applied Aquatic	UNION	SRWMD	Hydrilla	3.0	\$2,110.15
Butler, Lake	420	Applied Aquatic	UNION	SRWMD	Panicum repens	0.3	\$52.42
Cannon Lake	336	Polk	POLK	SWFWMD	Floating	0.0	\$74.48
Cannon Lake	336	Polk	POLK	SWFWMD	Hydrilla	3.8	\$1,234.19
Carlton, Lake	382	Lake	ORANGE	SJRWMD	Floating	0.9	\$517.55
Carrie, Lake	65	Highlands	HIGHLANDS	SWFWMD	Colocasia esculenta	1.0	\$114.68
Carrie, Lake	65	Highlands	HIGHLANDS	SWFWMD	Floating	1.0	\$250.52
Carter Road	150	Polk	POLK	SWFWMD	Floating	10.0	\$1,886.36
Carter Road	150	Polk	POLK	SWFWMD	Hydrilla	1.5	\$918.84
Catfish Creek	30	Highlands	HIGHLANDS	SWFWMD	Floating	1.0	\$951.52
Center, Lake	410	SFWMD	OSCEOLA	SFWMD	Floating	19.6	\$3,519.61
Center, Lake	410	SFWMD	OSCEOLA	SFWMD	Ludwigia octovalvis/peruviana	1.6	\$729.12
Center, Lake	410	SFWMD	OSCEOLA	SFWMD	Ludwigia spp. (other)	11.6	\$3,706.92
Chase, Lake	135	Orange	ORANGE	SFWMD	Hydrilla	12.7	\$8,067.98
Chassahowitzka River	1000	Citrus	CITRUS	SWFWMD	Egeria densa	2.0	\$303.79
Chassahowitzka River	1000	Citrus	CITRUS	SWFWMD	Hydrilla	3.0	\$2,355.93

Water Body	Water Body Acres	Contractor	County	WMD	Plant Type	FY 11-12 Acres Treated	FY 11-12 Dollars Spent
Chassahowitzka River	1000	Citrus	CITRUS	SWFWMD	Lyngbya spp.	0.0	\$82.66
Cherry, Lake	396	Lake	LAKE	SJRWMD	Floating	0.1	\$224.98
Clarke, Lake	33	Palm Beach	PALM BEACH	SFWMD	Floating	20.0	\$2,747.34
Clarke, Lake	33	Palm Beach	PALM BEACH	SFWMD	Hydrilla	0.0	\$557.31
Clarke, Lake	33	Palm Beach	PALM BEACH	SFWMD	Nymphoides cristata	4.0	\$1,519.30
Clay Lake	467	Highlands	HIGHLANDS	SWFWMD	Hydrilla	1.0	\$181.12
Clay Lake	467	Highlands	HIGHLANDS	SWFWMD	Oxycaryum cubense	1.0	\$200.15
Clear Lake	339	Applied Aquatic	ORANGE	SFWMD	Hydrilla	1.0	\$2,616.00
Clear Lake	339	Orlando	ORANGE	SFWMD	Hydrilla	136.6	\$39,187.00
Clinch, Lake	1207	Polk	POLK	SWFWMD	Floating	0.0	\$619.61
Colby, Lake	103	Volusia	VOLUSIA	SJRWMD	Floating	0.0	\$31.01
Conine, Lake	236	Polk	POLK	SWFWMD	Floating	0.0	\$216.55
Conine, Lake	236	Polk	POLK	SWFWMD	Hydrilla	19.3	\$6,109.53
Conway, Lake	1767	Orange	ORANGE	SJRWMD	Cabomba caroliniana	1.0	\$854.31
Conway, Lake	1767	Orange	ORANGE	SJRWMD	Floating	0.8	\$549.87
Conway, Lake	1767	Orange	ORANGE	SJRWMD	Hydrilla	122.9	\$219,277.61
Conway, Lake	1767	Orange	ORANGE	SJRWMD	Typha spp.	3.7	\$686.88
Cook, Lake	20	Lake	LAKE	SJRWMD	Floating	0.0	\$87.63
Coon Lake	148	SFWMD	OSCEOLA	SFWMD	Ludwigia octovalvis/peruviana	2.0	\$1,094.10
Coon Lake	148	SFWMD	OSCEOLA	SFWMD	Ludwigia spp. (other)	3.7	\$1,318.54
Corbett WMA ponds	12	Applied Aquatic	PALM BEACH	SFWMD	Azolla pinnata	0.4	\$137.82
Corbett WMA ponds	12	Applied Aquatic	PALM BEACH	SFWMD	Floating	9.0	\$2,100.03
Corbett WMA ponds	12	Applied Aquatic	PALM BEACH	SFWMD	Nuphar advena	6.1	\$1,360.11
Corbett WMA ponds	12	Applied Aquatic	PALM BEACH	SFWMD	Nymphoides cristata	1.1	\$476.99
Corbett WMA ponds	12	Applied Aquatic	PALM BEACH	SFWMD	Panicum repens	2.9	\$909.19
Corbett WMA ponds	12	Applied Aquatic	PALM BEACH	SFWMD	Tussocks	18.0	\$3,937.29
Corbett WMA ponds	12	Applied Aquatic	PALM BEACH	SFWMD	Typha spp.	1.0	\$162.21
Crescent Lake	143	Lake	LAKE	SJRWMD	Floating	0.0	\$189.47
Crooked Lake	5538	Polk	POLK	SFWMD	Floating	1.5	\$1,365.76
Crooked Lake	5538	Polk	POLK	SFWMD	Hydrilla	0.0	\$295.12
Crooked River	900	Applied Aquatic	FRANKLIN	NWFWMD	Floating	2.5	\$208.40
Crystal and Blue Lakes	80	FL Environmental	MARION	SJRWMD	Salvinia molesta	0.0	\$1,037.50
Crystal and Blue Lakes	80	NaturChem	MARION	SJRWMD	Salvinia molesta	0.0	\$348.81
Crystal River	1650	Citrus	CITRUS	SWFWMD	Filamentous algae	2.2	\$10,669.15
Crystal River	1650	Citrus	CITRUS	SWFWMD	Floating	0.0	\$138.35
Crystal River	1650	Citrus	CITRUS	SWFWMD	Lyngbya spp.	11.1	\$61,571.25
Crystal River	1650	Citrus	CITRUS	SWFWMD	Myriophyllum spicatum	27.9	\$17,920.88
Crystal, Lake	31	Polk	POLK	SWFWMD	Floating	0.0	\$111.71
C-XVIII watershed	150	SFWMD	PALM BEACH	SFWMD	Azolla pinnata	25.5	\$9,670.66
Cypress Lake	4097	SFWMD	OSCEOLA	SFWMD	Floating	132.9	\$22,498.74
Cypress Lake	4097	SFWMD	OSCEOLA	SFWMD	Hydrilla	1080.8	\$300,851.99
Cypress Lake	4097	SFWMD	OSCEOLA	SFWMD	Hymenachne amplexicaulis	60.0	\$6,273.42
Cypress Lake	4097	SFWMD	OSCEOLA	SFWMD	Typha spp.	0.9	\$71.71
Cypress Lake	21	Volusia	VOLUSIA	SJRWMD	Typha spp.	1.3	\$144.65
Daisy, Lake	133	Polk	POLK	SWFWMD	Floating	1.5	\$834.60
Daisy, Lake	133	Polk	POLK	SWFWMD	Hydrilla	0.0	\$179.18
Dal Housie, Lake	243	Lake	LAKE	SJRWMD	Floating	0.0	\$249.45
Dal Housie, Lake	243	Lake	LAKE	SJRWMD	Hydrilla	0.0	\$58.44
Damon Lake	282	Highlands	HIGHLANDS	SWFWMD	Floating	0.0	\$226.40
David, Lake	50	Lake	LAKE	SJRWMD	Floating	0.0	\$132.35
David, Lake	50	Lake	LAKE	SJRWMD	Hydrilla	0.0	\$59.80

Water Body	Water Body Acres	Contractor	County	WMD	Plant Type	FY 11-12 Acres Treated	FY 11-12 Dollars Spent
Davis Lake	9	Applied Aquatic	BAY	NWFWMD	Floating	0.3	\$47.75
Davis Lake	9	Applied Aquatic	BAY	NWFWMD	Oxycaryum cubense	0.5	\$89.05
Davis Lake	9	Applied Aquatic	BAY	NWFWMD	Typha spp.	1.0	\$95.09
Dead River	148	Lake	LAKE	SJRWMD	Floating	7.5	\$2,226.98
Dead River	148	Lake	LAKE	SJRWMD	Hydrilla	0.0	\$231.31
Deaton, Lake	778	SWFWMD	SUMTER	SWFWMD	Hydrilla	0.6	\$711.57
Deer Lake	125	Polk	POLK	SWFWMD	Floating	0.5	\$148.45
Deer Lake	125	Polk	POLK	SWFWMD	Typha spp.	0.4	\$190.11
Deer Point Lake	5000	Applied Aquatic	BAY	NWFWMD	Floating	1.0	\$453.55
Deeson, Lake	117	Polk	POLK	SWFWMD	Floating	0.0	\$111.71
Denham, Lake	269	Lake	LAKE	SJRWMD	Hydrilla	6.4	\$5,735.35
Dias, Lake	711	Volusia	VOLUSIA	SJRWMD	Floating	2.9	\$695.61
Dias, Lake	711	Volusia	VOLUSIA	SJRWMD	Oxycaryum cubense	0.6	\$50.67
Dias, Lake	711	Volusia	VOLUSIA	SJRWMD	Panicum repens	0.1	\$83.27
Dias, Lake	711	Volusia	VOLUSIA	SJRWMD	Trees (blocking navigation)	0.0	\$973.10
Dina, Lake	62	Lake	LAKE	SJRWMD	Floating	0.0	\$36.17
Dinner Lake	379	Highlands	HIGHLANDS	SWFWMD	Hydrilla	1.0	\$812.96
Disston, Lake	1844	NaturChem	FLAGLER	SJRWMD	Floating	3.0	\$517.47
Dora, Lake	4475	Lake	LAKE	SJRWMD	Floating	6.5	\$2,125.89
Dora, Lake	4475	Lake	LAKE	SJRWMD	Hydrilla	5.2	\$2,476.43
Dora, Lake	4475	Lake	LAKE	SJRWMD	Typha spp.	0.3	\$203.28
Dorr, Lake	1533	Lake	LAKE	SJRWMD	Floating	0.3	\$446.32
Down, Lake	872	Orange	ORANGE	SFWMD	Limnophila sessiliflora	1.0	\$1,079.71
Down, Lake	872	Orange	ORANGE	SFWMD	Typha spp.	2.6	\$572.64
Eagle Lake	651	Polk	POLK	SWFWMD	Floating	0.0	\$74.48
East Lake Tohopekaliga	12546	Applied Aquatic	OSCEOLA	SFWMD	Potamogeton illinoensis	303.0	\$192,597.80
East Lake Tohopekaliga	12546	SFWMD	OSCEOLA	SFWMD	Floating	98.6	\$22,371.52
East Lake Tohopekaliga	12546	SFWMD	OSCEOLA	SFWMD	Hydrilla	0.0	\$1,578.90
East Lake Tohopekaliga	12546	SFWMD	OSCEOLA	SFWMD	Potamogeton illinoensis	334.5	\$197,592.28
Eaton, Lake	307	FL Environmental	MARION	SJRWMD	Floating	1.0	\$296.39
Eaton, Lake	307	FL Environmental	MARION	SJRWMD	Hydrilla	250.0	\$111,757.75
Eaton, Lake	307	NaturChem	MARION	SJRWMD	Tussocks	10.0	\$1,614.49
Echo, Lake	69	Polk	POLK	SWFWMD	Hydrilla	5.3	\$1,306.55
Econlockhatchee River	120	Applied Aquatic	SEMINOLE	SJRWMD	Trees (blocking navigation)	0.0	\$709.80
Econlockhatchee River	120	SJRWMD	SEMINOLE	SJRWMD	Hymenachne amplexicaulis	6.8	\$3,050.76
Ed Medard Reservoir	647	SWFWMD	HILLSBOROUGH	SWFWMD	Floating	351.0	\$37,100.02
Ed Medard Reservoir	647	SWFWMD	HILLSBOROUGH	SWFWMD	Hydrilla	0.5	\$550.45
Ed Medard Reservoir	647	SWFWMD	HILLSBOROUGH	SWFWMD	Polygonum glabrum	27.3	\$1,992.93
Eglin Lakes FMA	75	Applied Aquatic	OKALOOSA	NWFWMD	Myriophyllum laxum/pinnatum	2.5	\$1,556.03
Eglin Lakes FMA	75	Applied Aquatic	OKALOOSA	NWFWMD	Panicum repens	1.3	\$267.48
Elbert, Lake	173	Polk	POLK	SWFWMD	Floating	0.0	\$252.61
Elbert, Lake	173	Polk	POLK	SWFWMD	Hydrilla	9.5	\$3,507.98
Ella Lake	467	Lake	LAKE	SJRWMD	Hydrilla	0.7	\$265.57
Eloise, Lake	1160	Polk	POLK	SWFWMD	Floating	3.5	\$1,130.69
Eloise, Lake	1160	Polk	POLK	SWFWMD	Hydrilla	28.5	\$12,123.51
Emma, Lake	175	Lake	LAKE	SJRWMD	Floating	0.0	\$53.72
Eustis, Lake	7806	Applied Aquatic	LAKE	SJRWMD	Hydrilla	760.0	\$704,924.10
Eustis, Lake	7806	Lake	LAKE	SJRWMD	Floating	19.1	\$6,488.98
Eustis, Lake	7806	Lake	LAKE	SJRWMD	Hydrilla	170.3	\$124,491.18
Eustis, Lake	7806	Lake	LAKE	SJRWMD	Typha spp.	0.0	\$22.92
Eva Lake	176	Polk	POLK	SWFWMD	Floating	0.0	\$117.41

Water Body	Water Body Acres	Contractor	County	WMD	Plant Type	FY 11-12 Acres Treated	FY 11-12 Dollars Spent
Eva Lake	176	Polk	POLK	SWFWMD	Hydrilla	1.8	\$1,005.25
Fairview, Lake	401	Applied Aquatic	ORANGE	SJRWMD	Floating	0.6	\$501.91
Fairview, Lake	401	Applied Aquatic	ORANGE	SJRWMD	Hydrilla	1.4	\$820.37
Fairview, Lake	401	Applied Aquatic	ORANGE	SJRWMD	Nymphoides cristata	22.5	\$9,323.37
Fairview, Lake	401	Applied Aquatic	ORANGE	SJRWMD	Panicum repens	0.4	\$134.99
Fairview, Lake	401	Applied Aquatic	ORANGE	SJRWMD	Typha spp.	0.1	\$18.33
Fannie, Lake	829	Polk	POLK	SWFWMD	Floating	18.5	\$6,418.72
Fannie, Lake	829	Polk	POLK	SWFWMD	Hydrilla	29.8	\$9,160.28
Fish Lake	221	SFWMD	OSCEOLA	SFWMD	Floating	3.3	\$685.04
Fox Lake	165	Brevard	BREVARD	SJRWMD	Floating	1.0	\$130.84
Fox Lake	165	Brevard	BREVARD	SJRWMD	Hydrilla	1.0	\$412.34
Fox Lake	165	Brevard	BREVARD	SJRWMD	Nuphar advena	10.0	\$4,325.57
Fox Lake	165	Brevard	BREVARD	SJRWMD	Panicum repens	7.0	\$663.88
Fox Lake	165	Brevard	BREVARD	SJRWMD	Typha spp.	28.0	\$1,994.31
Francis, Lake	539	Highlands	HIGHLANDS	SWFWMD	Cyperus prolifer	1.0	\$438.94
Francis, Lake	539	Highlands	HIGHLANDS	SWFWMD	Floating	1.0	\$167.26
Francis, Lake	539	Highlands	HIGHLANDS	SWFWMD	Oxycaryum cubense	1.0	\$213.28
Gant, Lake and Canal	150	SFWMD	SUMTER	SWFWMD	Ceratophyllum demersum	2.8	\$1,991.42
Gant, Lake and Canal	150	SFWMD	SUMTER	SWFWMD	Hydrilla	0.0	\$194.76
Gant, Lake and Canal	150	SFWMD	SUMTER	SWFWMD	Tussocks	4.8	\$983.89
Gant, Lake and Canal	150	SFWMD	SUMTER	SWFWMD	Typha spp.	2.8	\$404.43
Garfield, Lake	655	Polk	POLK	SWFWMD	Floating	9.5	\$2,799.88
Gatlin, Lake	63	Orange	ORANGE	SJRWMD	Hydrilla	0.0	\$466.37
Gator, Lake	114	Polk	POLK	SWFWMD	Floating	5.0	\$1,342.55
Gentry, Lake	1791	SFWMD	OSCEOLA	SFWMD	Floating	8.9	\$3,641.57
Gentry, Lake	1791	SFWMD	OSCEOLA	SFWMD	Oxycaryum cubense	16.9	\$5,151.13
Gentry, Lake	1791	SFWMD	OSCEOLA	SFWMD	Panicum repens	23.9	\$7,414.63
Gentry, Lake	1791	SFWMD	OSCEOLA	SFWMD	Typha spp.	17.6	\$3,833.74
Georges Lake	816	FL Environmental	PUTNAM	SJRWMD	Floating	1.0	\$408.51
Georges Lake	816	NaturChem	PUTNAM	SJRWMD	Floating	2.0	\$464.59
Gibson, Lake	474	Polk	POLK	SWFWMD	Floating	32.0	\$6,778.99
Gibson, Lake	474	Polk	POLK	SWFWMD	Hydrilla	489.3	\$81,158.80
Gleason, Lake	91	Applied Aquatic	VOLUSIA	SJRWMD	Hydrilla	0.0	\$17,617.80
Gleason, Lake	91	Applied Aquatic	VOLUSIA	SJRWMD	Typha spp.	3.0	\$599.48
Glenada, Lake	150	Highlands	HIGHLANDS	SWFWMD	Floating	2.0	\$227.15
Glenada, Lake	150	Highlands	HIGHLANDS	SWFWMD	Hydrilla	80.0	\$57,260.20
Grady Lake	183	Hillsborough	HILLSBOROUGH	SWFWMD	Floating	64.0	\$7,438.57
Grady Lake	183	Hillsborough	HILLSBOROUGH	SWFWMD	Hydrilla	4.9	\$4,660.81
Grasshopper Lake	213	Lake	LAKE	SJRWMD	Floating	0.0	\$153.85
Grasshopper Lake	213	Lake	LAKE	SJRWMD	Hydrilla	0.0	\$69.37
Grassy Lake	59	Polk	POLK	SWFWMD	Floating	0.0	\$111.71
Grassy Lake	59	Polk	POLK	SWFWMD	Hydrilla	7.8	\$3,282.64
Grassy Lake	59	Polk	POLK	SWFWMD	Typha spp.	0.3	\$84.58
Griffin, Lake	17382	Lake	LAKE	SJRWMD	Floating	67.5	\$13,755.43
Griffin, Lake	17382	Lake	LAKE	SJRWMD	Hydrilla	82.3	\$45,949.85
Griffin, Lake	17382	Lake	LAKE	SJRWMD	Typha spp.	0.3	\$17.85
Griffin, Lake	17382	SJRWMD	LAKE	SJRWMD	Floating	5.0	\$1,021.48
Griffin, Lake	17382	SJRWMD	LAKE	SJRWMD	Hydrilla	34.5	\$24,579.26
Griffin, Lake	17382	SJRWMD	LAKE	SJRWMD	Typha spp.	16.0	\$2,617.84
Haines Creek	780	Lake	LAKE	SJRWMD	Floating	7.5	\$1,307.79
Haines Creek	780	Lake	LAKE	SJRWMD	Hydrilla	33.6	\$17,448.21

Water Body	Water Body Acres	Contractor	County	WMD	Plant Type	FY 11-12 Acres Treated	FY 11-12 Dollars Spent
Haines, Lake	716	Polk	POLK	SWFWMD	Floating	2.0	\$1,239.13
Haines, Lake	716	Polk	POLK	SWFWMD	Hydrilla	84.0	\$34,090.31
Hall, Lake	172	Applied Aquatic	LEON	NFWWMD	Floating	1.5	\$603.22
Halls River	100	Citrus	CITRUS	SWFWMD	Lyngbya spp.	146.1	\$6,098.71
Halls River	100	Citrus	CITRUS	SWFWMD	Phragmites australis	4.5	\$351.89
Halls River	100	Citrus	CITRUS	SWFWMD	Typha spp.	2.0	\$255.18
Hamilton, Lake	2126	Polk	POLK	SWFWMD	Floating	1.0	\$714.83
Hancock, Lake	4519	Polk	POLK	SWFWMD	Floating	6.5	\$1,567.35
Hancock, Lake	4519	Polk	POLK	SWFWMD	Hydrilla	5.0	\$3,658.88
Harney, Lake	6058	Applied Aquatic	VOLUSIA	SJRWMD	Hydrilla	1.7	\$711.21
Harris, Lake	13788	Applied Aquatic	LAKE	SJRWMD	Hydrilla	1981.2	\$1,089,836.00
Harris, Lake	13788	Lake	LAKE	SJRWMD	Floating	65.8	\$13,581.69
Harris, Lake	13788	Lake	LAKE	SJRWMD	Hydrilla	1348.4	\$829,037.94
Harris, Lake	13788	Lake	LAKE	SJRWMD	Panicum repens	2.0	\$159.48
Harris, Lake	13788	Lake	LAKE	SJRWMD	Typha spp.	0.8	\$342.16
Hart, Lake	1850	SFWMD	ORANGE	SFWMD	Floating	3.7	\$564.17
Hart, Lake	1850	SFWMD	ORANGE	SFWMD	Oxycaryum cubense	4.0	\$621.14
Hartridge, Lake	434	Polk	POLK	SWFWMD	Floating	0.0	\$186.19
Hartridge, Lake	434	Polk	POLK	SWFWMD	Hydrilla	0.0	\$375.45
Hatchineha, Lake	6665	Polk	OSCEOLA	SFWMD	Floating	13.5	\$2,493.23
Hatchineha, Lake	6665	Polk	OSCEOLA	SFWMD	Panicum repens	2.5	\$517.51
Hatchineha, Lake	6665	SFWMD	OSCEOLA	SFWMD	Floating	93.3	\$16,994.65
Hatchineha, Lake	6665	SFWMD	OSCEOLA	SFWMD	Hydrilla	67.5	\$56,322.53
Hatchineha, Lake	6665	SFWMD	OSCEOLA	SFWMD	Typha spp.	90.0	\$3,555.00
Helen, Lake	44	Volusia	VOLUSIA	SJRWMD	Typha spp.	0.1	\$72.55
Helena Run	38	Lake	LAKE	SJRWMD	Floating	13.0	\$2,791.03
Helena Run	38	Lake	LAKE	SJRWMD	Hydrilla	12.5	\$4,678.22
Hellen-Blazes, Lake	381	SJRWMD	BREVARD	SJRWMD	Floating	30.0	\$3,799.22
Hiawatha, Lake	48	Lake	LAKE	SJRWMD	Floating	9.1	\$1,652.07
Hillsborough River	800	Hillsborough	HILLSBOROUGH	SWFWMD	Floating	472.1	\$72,405.63
Hillsborough River	800	Hillsborough	HILLSBOROUGH	SWFWMD	Hydrilla	48.9	\$46,444.88
Hillsborough River	800	Hillsborough	HILLSBOROUGH	SWFWMD	Hydrocotyle spp.	1.0	\$119.36
Hillsborough River	800	Hillsborough	HILLSBOROUGH	SWFWMD	Paspalum repens	1.0	\$98.43
Hollingsworth, Lake	356	Polk	POLK	SWFWMD	Floating	0.3	\$173.65
Hollingsworth, Lake	356	Polk	POLK	SWFWMD	Hydrilla	368.3	\$48,042.28
Holly Lake	98	Lake	LAKE	SJRWMD	Floating	0.0	\$126.53
Holly Lake	98	Lake	LAKE	SJRWMD	Hydrilla	0.0	\$263.84
Homosassa River	800	Citrus	CITRUS	SWFWMD	Lyngbya spp.	0.0	\$2,567.52
Howard, Lake	628	Polk	POLK	SWFWMD	Floating	0.5	\$444.33
Howard, Lake	628	Polk	POLK	SWFWMD	Hydrilla	16.8	\$6,621.99
Hunter, Lake	302	SWFWMD	HERNANDO	SWFWMD	Floating	1.5	\$935.42
Hunter, Lake	302	SWFWMD	HERNANDO	SWFWMD	Nuphar advena	0.0	\$67.40
Hunter, Lake	302	SWFWMD	HERNANDO	SWFWMD	Salix spp.	0.3	\$96.20
Hunter, Lake	100	Polk	POLK	SWFWMD	Floating	0.8	\$284.86
Hunter, Lake	100	Polk	POLK	SWFWMD	Hydrilla	0.0	\$84.32
Huntley, Lake	500	Highlands	HIGHLANDS	SWFWMD	Eleocharis spp., sub/floating	0.5	\$787.75
Huntley, Lake	500	Highlands	HIGHLANDS	SWFWMD	Floating	0.0	\$181.12
Huntley, Lake	500	Highlands	HIGHLANDS	SWFWMD	Hydrilla	501.0	\$133,128.73
Hurricane Lake FMA	350	Applied Aquatic	OKALOOSA	NFWWMD	Panicum repens	1.0	\$366.66
Ida, Lake	159	Palm Beach	PALM BEACH	SFWMD	Floating	16.5	\$3,353.67
Ida, Lake	159	Palm Beach	PALM BEACH	SFWMD	Hydrilla	1.0	\$1,586.96

Water Body	Water Body Acres	Contractor	County	WMD	Plant Type	FY 11-12 Acres Treated	FY 11-12 Dollars Spent
Idylwild, Lake	102	Polk	POLK	SWFWMD	Floating	0.0	\$111.72
Idylwild, Lake	102	Polk	POLK	SWFWMD	Hydrilla	0.0	\$105.41
Isleworth Lake	56	Orange	ORANGE	SFWMD	Hydrilla	6.4	\$5,689.26
Isleworth Lake	56	Orange	ORANGE	SFWMD	Typha spp.	0.5	\$75.06
Istokpoga, Lake	27692	Applied Aquatic	HIGHLANDS	SFWMD	Typha spp.	0.5	\$208.54
Istokpoga, Lake	27692	Highlands	HIGHLANDS	SFWMD	Colocasia esculenta	7.0	\$895.02
Istokpoga, Lake	27692	Highlands	HIGHLANDS	SFWMD	Floating	1039.5	\$111,586.97
Istokpoga, Lake	27692	Highlands	HIGHLANDS	SFWMD	Hydrilla	7836.0	\$2,542,457.71
Istokpoga, Lake	27692	Highlands	HIGHLANDS	SFWMD	Hymenachne amplexicaulis	3.3	\$415.78
Istokpoga, Lake	27692	Highlands	HIGHLANDS	SFWMD	Nelumbo lutea	7.7	\$506.95
Istokpoga, Lake	27692	Highlands	HIGHLANDS	SFWMD	Nuphar advena	11.0	\$949.52
Istokpoga, Lake	27692	Highlands	HIGHLANDS	SFWMD	Trees (blocking navigation)	0.0	\$3,900.00
Istokpoga, Lake	27692	Highlands	HIGHLANDS	SFWMD	Typha spp.	500.0	\$44,001.56
Ivanhoe, Lake	125	Applied Aquatic	ORANGE	SJRWMD	Hydrilla	1.0	\$327.00
Jackson Creek	50	Highlands	HIGHLANDS	SWFWMD	Cabomba caroliniana	13.0	\$4,347.05
Jackson Creek	50	Highlands	HIGHLANDS	SWFWMD	Floating	4.0	\$492.78
Jackson, Lake	3400	Highlands	HIGHLANDS	SWFWMD	Floating	2.0	\$549.29
Jackson, Lake	4000	Applied Aquatic	LEON	NWFWMD	Floating	7.0	\$902.47
Jackson, Lake	4000	Applied Aquatic	LEON	NWFWMD	Hydrilla	1.0	\$4,360.00
Jackson, Lake	4000	Applied Aquatic	LEON	NWFWMD	Oxycaryum cubense	14.5	\$1,832.99
Jackson, Lake	4000	Applied Aquatic	LEON	NWFWMD	Panicum repens	1.0	\$81.87
Jackson, Lake	1020	SFWMD	OSCEOLA	SFWMD	Floating	84.3	\$12,863.61
Jackson, Lake	1020	SFWMD	OSCEOLA	SFWMD	Hydrilla	0.0	\$202.66
Jessamine, Lake	306	Orange	ORANGE	SJRWMD	Floating	0.3	\$83.40
Jessamine, Lake	306	Orange	ORANGE	SJRWMD	Hydrilla	126.2	\$146,945.08
Jessamine, Lake	306	Orange	ORANGE	SJRWMD	Nelumbo lutea	0.5	\$132.17
Jessamine, Lake	306	Orange	ORANGE	SJRWMD	Nelumbo nucifera	1.2	\$424.79
Jessie, Lake	190	Polk	POLK	SWFWMD	Floating	0.0	\$111.72
Jessie, Lake	190	Polk	POLK	SWFWMD	Hydrilla	40.4	\$18,984.10
Jessie, Lake	190	Polk	POLK	SWFWMD	Typha spp.	0.3	\$388.20
Jessup, Lake	10011	Applied Aquatic	SEMINOLE	SJRWMD	Hydrilla	0.6	\$600.15
Jessup, Lake	10011	Applied Aquatic	SEMINOLE	SJRWMD	Phragmites australis	1.0	\$289.34
Jessup, Lake	10011	Applied Aquatic	SEMINOLE	SJRWMD	Typha spp.	3.5	\$642.60
John Wood, Lake	250	Polk	POLK	SWFWMD	Floating	9.5	\$2,424.15
John Wood, Lake	250	Polk	POLK	SWFWMD	Hydrilla	92.8	\$10,256.47
Johns Lake	2417	Lake	ORANGE	SJRWMD	Floating	3.0	\$631.13
Johns Lake	2417	Lake	ORANGE	SJRWMD	Hydrilla	84.6	\$25,530.24
Josephine Creek	20	Highlands	HIGHLANDS	SWFWMD	Floating	4.0	\$480.09
Josephine, Lake	1236	Applied Aquatic	HIGHLANDS	SWFWMD	Ludwigia octovalvis/peruviana	9.0	\$1,249.24
Josephine, Lake	1236	Applied Aquatic	HIGHLANDS	SWFWMD	Nuphar advena	2.0	\$290.71
Josephine, Lake	1236	Applied Aquatic	HIGHLANDS	SWFWMD	Oxycaryum cubense	20.0	\$3,171.01
Josephine, Lake	1236	Applied Aquatic	HIGHLANDS	SWFWMD	Pontederia cordata	6.5	\$790.11
Josephine, Lake	1236	Highlands	HIGHLANDS	SWFWMD	Floating	65.0	\$6,479.46
Josephine, Lake	1236	Highlands	HIGHLANDS	SWFWMD	Oxycaryum cubense	14.0	\$1,601.09
Juliana, Lake	926	Polk	POLK	SWFWMD	Floating	0.5	\$241.54
June-In-Winter, Lake	3504	Highlands	HIGHLANDS	SWFWMD	Colocasia esculenta	2.0	\$408.21
June-In-Winter, Lake	3504	Highlands	HIGHLANDS	SWFWMD	Floating	0.0	\$900.20
June-In-Winter, Lake	3504	Highlands	HIGHLANDS	SWFWMD	Hydrilla	1.0	\$1,125.40
Junietta, Lake	40	Lake	LAKE	SJRWMD	Hydrilla	3.1	\$1,864.78
Juniper Lake FMA	670	Applied Aquatic	WALTON	NWFWMD	Bacopa caroliniana	10.0	\$6,451.86
Karick Lake FMA	58	Applied Aquatic	OKALOOSA	NWFWMD	Hydrilla	4.0	\$2,338.44

Water Body	Water Body Acres	Contractor	County	WMD	Plant Type	FY 11-12 Acres Treated	FY 11-12 Dollars Spent
Karick Lake FMA	58	Applied Aquatic	OKALOOSA	NWFWMD	Panicum repens	0.5	\$294.24
Kerr, Lake	2830	FL Environmental	MARION	SJRWMD	Floating	1.8	\$1,329.77
Kerr, Lake	2830	NaturChem	MARION	SJRWMD	Floating	5.0	\$1,646.66
Kissimmee River	4240	SFWMD	OSCEOLA	SFWMD	Floating	1718.8	\$149,585.82
Kissimmee River	4240	SFWMD	OSCEOLA	SFWMD	Hymenachne amplexicaulis	499.6	\$45,557.27
Kissimmee, Lake	34948	Polk	OSCEOLA	SFWMD	Floating	4.5	\$2,498.69
Kissimmee, Lake	34948	Polk	OSCEOLA	SFWMD	Hydrilla	1.0	\$1,201.71
Kissimmee, Lake	34948	Polk	OSCEOLA	SFWMD	Nuphar advena	1.0	\$488.00
Kissimmee, Lake	34948	SFWMD	OSCEOLA	SFWMD	Floating	1113.6	\$154,103.32
Kissimmee, Lake	34948	SFWMD	OSCEOLA	SFWMD	Hydrilla	2010.3	\$1,482,287.10
Kissimmee, Lake	34948	SFWMD	OSCEOLA	SFWMD	Ludwigia leptocarpa	2.1	\$1,217.83
Kissimmee, Lake	34948	SFWMD	OSCEOLA	SFWMD	Ludwigia octovalvis/peruviana	0.0	\$820.89
Kissimmee, Lake	34948	SFWMD	OSCEOLA	SFWMD	Nuphar advena	3.7	\$1,016.38
Kissimmee, Lake	34948	SFWMD	OSCEOLA	SFWMD	Oxycaryum cubense	52.0	\$6,715.73
Laurie Lake	7	Applied Aquatic	GADSDEN	NWFWMD	Salvinia molesta	3.5	\$1,070.84
Lawne, Lake	156	Applied Aquatic	ORANGE	SJRWMD	Floating	2.3	\$752.92
Lawne, Lake	156	Applied Aquatic	ORANGE	SJRWMD	Hydrilla	286.0	\$55,433.50
Lawne, Lake	156	Applied Aquatic	ORANGE	SJRWMD	Typha spp.	1.0	\$205.41
Lelia, Lake	165	Highlands	HIGHLANDS	SWFWMD	Hydrilla	0.0	\$226.40
Lena, Lake	207	Polk	POLK	SWFWMD	Floating	0.0	\$276.01
Lena, Lake	207	Polk	POLK	SWFWMD	Hydrilla	6.5	\$1,550.46
Letta Lake	478	Highlands	HIGHLANDS	SWFWMD	Floating	0.0	\$226.40
Link Lake	28	Polk	POLK	SWFWMD	Floating	0.5	\$148.44
Link Lake	28	Polk	POLK	SWFWMD	Nuphar advena	5.0	\$3,402.68
Little Fish Lake	23	Orange	ORANGE	SJRWMD	Cyperus prolifer	2.7	\$454.85
Little Fish Lake	23	Orange	ORANGE	SJRWMD	Limnophila sessiliflora	0.1	\$225.86
Little Fish Lake	23	Orange	ORANGE	SJRWMD	Panicum repens	2.0	\$89.10
Little Fish Lake	23	Orange	ORANGE	SJRWMD	Typha spp.	2.7	\$423.00
Little Lake Sawgrass	74	SJRWMD	BREVARD	SJRWMD	Floating	18.0	\$2,546.96
Little Red Water Lake	329	Applied Aquatic	HIGHLANDS	SWFWMD	Ludwigia octovalvis/peruviana	4.0	\$331.49
Little Red Water Lake	329	Applied Aquatic	HIGHLANDS	SWFWMD	Nuphar advena	1.0	\$86.68
Little Red Water Lake	329	Applied Aquatic	HIGHLANDS	SWFWMD	Oxycaryum cubense	3.0	\$437.64
Little Red Water Lake	329	Applied Aquatic	HIGHLANDS	SWFWMD	Pontederia cordata	5.0	\$505.11
Little Red Water Lake	329	Applied Aquatic	HIGHLANDS	SWFWMD	Typha spp.	1.0	\$86.68
Livingston, Lake	1203	Polk	POLK	SFWMD	Floating	94.0	\$23,308.18
Lizzie, Lake	792	SFWMD	OSCEOLA	SFWMD	Oxycaryum cubense	3.7	\$653.12
Lotela, Lake	802	Highlands	HIGHLANDS	SWFWMD	Hydrilla	0.0	\$226.40
Louisa Lake	3364	Lake	LAKE	SJRWMD	Floating	0.0	\$536.59
Louise, Lake	145	Orange	ORANGE	SFWMD	Hydrilla	4.8	\$3,331.37
Louise, Lake	145	Orange	ORANGE	SFWMD	Typha spp.	1.0	\$150.13
Lower Lake Louise	257	Volusia	VOLUSIA	SJRWMD	Hydrilla	0.0	\$79.09
Lower Lake Louise	257	Volusia	VOLUSIA	SJRWMD	Typha spp.	0.0	\$47.07
Lower Myakka Lake	640	SWFWMD	SARASOTA	SWFWMD	Floating	214.0	\$29,410.56
Lowery Lake	1263	FL Environmental	CLAY	SJRWMD	Panicum repens	0.5	\$347.00
Loxahatchee River	100	SFWMD	PALM BEACH	SFWMD	Floating	2.0	\$1,103.46
Loxahatchee River	100	SFWMD	PALM BEACH	SFWMD	Nymphoides cristata	2.4	\$433.61
Lucy, Lake	335	Lake	LAKE	SJRWMD	Floating	0.0	\$82.93
Lullwater, Lake	32	Applied Aquatic	BAY	NWFWMD	Colocasia esculenta	0.5	\$123.31
Lullwater, Lake	32	Applied Aquatic	BAY	NWFWMD	Floating	5.5	\$801.72
Lullwater, Lake	32	Applied Aquatic	BAY	NWFWMD	Hydrilla	1.3	\$152.60
Lullwater, Lake	32	Applied Aquatic	BAY	NWFWMD	Nuphar advena	6.0	\$568.44

Water Body	Water Body Acres	Contractor	County	WMD	Plant Type	FY 11-12 Acres Treated	FY 11-12 Dollars Spent
Lullwater, Lake	32	Applied Aquatic	BAY	NFWWMD	Oxycaryum cubense	1.5	\$357.06
Lulu, Lake	301	Polk	POLK	SWFWMD	Floating	2.0	\$369.35
Lulu, Lake	301	Polk	POLK	SWFWMD	Hydrilla	37.8	\$8,269.85
Magnolia Lake	205	FL Environmental	CLAY	SJRWMD	Panicum repens	0.3	\$223.57
Maitland, Lake	451	Winter Park	ORANGE	SJRWMD	Hydrilla	151.2	\$132,845.67
Manatee River	3756	SWFWMD	MANATEE	SWFWMD	Floating	130.0	\$16,814.00
Mann, Lake	244	Applied Aquatic	ORANGE	SFWMD	Colocasia esculenta	0.1	\$71.78
Mann, Lake	244	Applied Aquatic	ORANGE	SFWMD	Floating	0.8	\$469.28
Mann, Lake	244	Applied Aquatic	ORANGE	SFWMD	Hydrilla	269.4	\$252,430.73
Mann, Lake	244	Applied Aquatic	ORANGE	SFWMD	Panicum repens	0.8	\$285.07
Mann, Lake	244	Applied Aquatic	ORANGE	SFWMD	Typha spp.	0.1	\$45.61
Mariam, Lake	199	Polk	POLK	SWFWMD	Floating	0.0	\$234.83
Marian, Lake	5739	SFWMD	OSCEOLA	SFWMD	Floating	35.4	\$8,166.07
Mariana, Lake	500	Polk	POLK	SWFWMD	Floating	0.0	\$186.19
Marion, Lake	2990	Polk	POLK	SFWMD	Floating	64.0	\$13,067.05
Marion, Lake	2990	Polk	POLK	SFWMD	Hydrilla	0.0	\$337.28
Martha, Lake	85	Polk	POLK	SFWMD	Floating	0.0	\$188.64
Martha, Lake	85	Polk	POLK	SFWMD	Hydrilla	0.0	\$295.12
Martin Bayou	240	Applied Aquatic	BAY	NFWWMD	Floating	0.3	\$63.60
Martin Bayou	240	Applied Aquatic	BAY	NFWWMD	Oxycaryum cubense	1.0	\$208.01
Martin Bayou	240	Applied Aquatic	BAY	NFWWMD	Typha spp.	1.8	\$468.94
Mary Jane, Lake	1158	SFWMD	ORANGE	SFWMD	Floating	3.7	\$1,060.23
Mary Jane, Lake	1158	SFWMD	ORANGE	SFWMD	Oxycaryum cubense	16.0	\$1,429.27
Mattie, Lake	1078	Polk	POLK	SWFWMD	Floating	26.5	\$5,026.09
Maude	55	Polk	POLK	SWFWMD	Floating	0.0	\$168.41
Maude	55	Polk	POLK	SWFWMD	Hydrilla	0.5	\$343.82
May, Lake	44	Polk	POLK	SWFWMD	Floating	1.5	\$370.72
May, Lake	44	Polk	POLK	SWFWMD	Hydrilla	47.0	\$14,476.34
McKethan Lake	57	SWFWMD	HERNANDO	SWFWMD	Floating	2.0	\$401.12
McLeod, Lake	512	Polk	POLK	SWFWMD	Floating	0.8	\$543.17
Mecca Farms	354	Applied Aquatic	PALM BEACH	SFWMD	Azolla pinnata	29.0	\$6,072.08
Merritt's Mill Pond	202	Applied Aquatic	JACKSON	NFWWMD	Floating	0.5	\$257.07
Merritt's Mill Pond	202	Applied Aquatic	JACKSON	NFWWMD	Hydrilla	1.0	\$4,360.00
Merritt's Mill Pond	202	Applied Aquatic	JACKSON	NFWWMD	Vallisneria americana	0.5	\$0.00
Miccosukee, Lake	6276	Applied Aquatic	JEFFERSON	NFWWMD	Cabomba caroliniana	1.0	\$570.75
Miccosukee, Lake	6276	Applied Aquatic	JEFFERSON	NFWWMD	Hydrilla	4.0	\$6,479.71
Miccosukee, Lake	6276	Applied Aquatic	JEFFERSON	NFWWMD	Limnobium spongia	59.0	\$7,515.90
Miccosukee, Lake	6276	Applied Aquatic	JEFFERSON	NFWWMD	Oxycaryum cubense	63.0	\$8,838.23
Middle Lake	215	SWFWMD	PASCO	SWFWMD	Floating	0.0	\$353.10
Miller Lake	8	Volusia	VOLUSIA	SJRWMD	Floating	0.7	\$196.73
Minnehaha, Lake	2261	Lake	LAKE	SJRWMD	Floating	0.5	\$301.98
Minnehaha, Lake	96	Winter Park	ORANGE	SJRWMD	Hydrilla	1.0	\$1,406.94
Minneola, Lake	1888	Lake	LAKE	SJRWMD	Floating	0.0	\$226.77
Minzie, Lake	22	Polk	POLK	SWFWMD	Hydrilla	0.0	\$84.32
Mirror, Lake	123	Polk	POLK	SWFWMD	Floating	0.0	\$111.72
Mirror, Lake	123	Polk	POLK	SWFWMD	Hydrilla	23.5	\$10,392.24
Mizell, Lake	62	Winter Park	ORANGE	SJRWMD	Hydrilla	0.3	\$507.88
Montgomery Lake	36	Applied Aquatic	COLUMBIA	SRWMD	Ceratophyllum demersum	4.0	\$3,899.83
Montgomery Lake	36	Applied Aquatic	COLUMBIA	SRWMD	Hydrilla	1.0	\$0.00
Montgomery Lake	36	Applied Aquatic	COLUMBIA	SRWMD	Hydrocotyle spp.	2.0	\$189.45
Montgomery Lake	36	FL Environmental	COLUMBIA	SRWMD	Ceratophyllum demersum	4.0	\$6,415.49

Water Body	Water Body Acres	Contractor	County	WMD	Plant Type	FY 11-12 Acres Treated	FY 11-12 Dollars Spent
Moon Lake	99	SWFWMD	PASCO	SWFWMD	Hydrilla	0.0	\$141.24
Mud Lake	133	Polk	POLK	SWFWMD	Floating	0.3	\$293.31
Munson, Lake	255	Applied Aquatic	LEON	NWFWMD	Floating	138.0	\$10,560.10
Myakka River	675	SWFWMD	SARASOTA	SWFWMD	Floating	34.3	\$9,845.41
Myakka River	675	SWFWMD	SARASOTA	SWFWMD	Paspalum repens	0.7	\$1,499.30
Mystic Lake	47	Applied Aquatic	MADISON	SRWMD	Brasenia schreberi	1.5	\$291.83
Mystic Lake	47	Applied Aquatic	MADISON	SRWMD	Nymphaea odorata	0.5	\$87.29
Ned, Lake	74	Polk	POLK	SWFWMD	Floating	1.5	\$466.18
Ned, Lake	74	Polk	POLK	SWFWMD	Hydrilla	172.0	\$36,200.88
Nelson Springs Run	150	Applied Aquatic	VOLUSIA	SJRWMD	Hydrilla	56.4	\$51,366.25
New River	150	Applied Aquatic	UNION	SRWMD	Floating	3.0	\$412.30
New River	150	FL Environmental	UNION	SRWMD	Floating	0.3	\$392.54
Newnan, Lake	7427	FL Environmental	ALACHUA	SJRWMD	Pontederia cordata	3.5	\$959.54
Nina, Lake	8	Winter Park	ORANGE	SJRWMD	Hydrilla	1.7	\$2,751.27
Norris, Lake	1131	Lake	LAKE	SJRWMD	Floating	2.0	\$889.95
North Lake Talmadge	121	Volusia	VOLUSIA	SJRWMD	Typha spp.	1.3	\$352.07
Ocean Pond	1774	Applied Aquatic	BAKER	SRWMD	Panicum repens	1.0	\$521.64
Okahumpka, Lake	670	SWFWMD	SUMTER	SWFWMD	Amaranthus albus	0.5	\$41.24
Okahumpka, Lake	670	SWFWMD	SUMTER	SWFWMD	Floating	11.0	\$2,186.03
Okahumpka, Lake	670	SWFWMD	SUMTER	SWFWMD	Hydrilla	5.5	\$4,938.59
Okahumpka, Lake	670	SWFWMD	SUMTER	SWFWMD	Ludwigia octovalvis/peruviana	1.0	\$128.01
Okahumpka, Lake	670	SWFWMD	SUMTER	SWFWMD	Nelumbo lutea	0.5	\$170.18
Okahumpka, Lake	670	SWFWMD	SUMTER	SWFWMD	Oxycaryum cubense	0.5	\$62.36
Okahumpka, Lake	670	SWFWMD	SUMTER	SWFWMD	Tussocks	2.0	\$783.31
Okeechobee, Lake	448000	Applied Aquatic	OKEECHOBEE	SFWMD	Floating	669.8	\$133,249.77
Okeechobee, Lake	448000	Applied Aquatic	OKEECHOBEE	SFWMD	Hydrilla	6.6	\$4,012.36
Okeechobee, Lake	448000	Applied Aquatic	OKEECHOBEE	SFWMD	Luziola subintegra	1.4	\$1,397.05
Okeechobee, Lake	448000	Applied Aquatic	OKEECHOBEE	SFWMD	Nymphoides cristata	3.2	\$3,442.37
Okeechobee, Lake	448000	Applied Aquatic	OKEECHOBEE	SFWMD	Panicum repens	76.8	\$20,033.99
Okeechobee, Lake	448000	SFWMD	OKEECHOBEE	SFWMD	Floating	0.0	\$0.00
Okeechobee, Lake	448000	SFWMD	OKEECHOBEE	SFWMD	Hymenachne amplexicaulis	228.0	\$19,632.40
Okeechobee, Lake	448000	SFWMD	OKEECHOBEE	SFWMD	Luziola subintegra	705.0	\$99,255.77
Okeechobee, Lake	448000	SFWMD	OKEECHOBEE	SFWMD	Melaleuca quinquenervia	11.5	\$9,202.77
Okeechobee, Lake	448000	SFWMD	OKEECHOBEE	SFWMD	Nymphoides cristata	22.1	\$6,890.84
Okeechobee, Lake	448000	SFWMD	OKEECHOBEE	SFWMD	Panicum repens	1986.4	\$214,285.45
Okeechobee, Lake	448000	SFWMD	OKEECHOBEE	SFWMD	Pennisetum purpureum	136.1	\$3,466.91
Okeechobee, Lake	448000	SFWMD	OKEECHOBEE	SFWMD	Phragmites australis	690.0	\$80,975.60
Okeechobee, Lake	448000	SFWMD	OKEECHOBEE	SFWMD	Psidium cattleianum	0.3	\$780.97
Okeechobee, Lake	448000	SFWMD	OKEECHOBEE	SFWMD	Schinus terebinthifolius	40.1	\$70,184.71
Okeechobee, Lake	448000	SFWMD	OKEECHOBEE	SFWMD	Senna pendula	7.6	\$1,717.23
Okeechobee, Lake	448000	SFWMD	OKEECHOBEE	SFWMD	Typha spp.	490.0	\$44,602.77
Okeechobee, Lake	448000	USACE	OKEECHOBEE	SFWMD	Floating	6183.4	\$985,088.01
Okeeheliee Park, Lake	157	Applied Aquatic	PALM BEACH	SFWMD	Hydrilla	22.6	\$11,242.63
Olivia, Lake	86	Highlands	HIGHLANDS	SWFWMD	Hydrilla	0.0	\$135.84
Orange Lake	12706	NaturChem	ALACHUA	SRWMD	Floating	13.0	\$1,752.38
Orange Lake	12706	NaturChem	ALACHUA	SRWMD	Hydrilla	7.2	\$3,371.23
Osborne, Lake	356	Palm Beach	PALM BEACH	SFWMD	Alternanthera philoxeroides	1.2	\$576.97
Osborne, Lake	356	Palm Beach	PALM BEACH	SFWMD	Colocasia esculenta	2.0	\$380.54
Osborne, Lake	356	Palm Beach	PALM BEACH	SFWMD	Floating	37.5	\$6,539.66
Osborne, Lake	356	Palm Beach	PALM BEACH	SFWMD	Hydrilla	13.0	\$3,522.87
Osborne, Lake	356	Palm Beach	PALM BEACH	SFWMD	Ludwigia octovalvis/peruviana	0.5	\$289.81

Water Body	Water Body Acres	Contractor	County	WMD	Plant Type	FY 11-12 Acres Treated	FY 11-12 Dollars Spent
Osborne, Lake	356	Palm Beach	PALM BEACH	SFWMD	Panicum repens	0.3	\$311.80
Osborne, Lake	356	Palm Beach	PALM BEACH	SFWMD	Phragmites australis	0.3	\$246.80
Osceola, Lake	157	Winter Park	ORANGE	SJRWMD	Hydrilla	12.7	\$7,850.69
Otis Lake	144	Polk	POLK	SWFWMD	Floating	0.5	\$245.08
Palatlahaha River	672	Lake	LAKE	SJRWMD	Floating	5.0	\$1,579.57
Palatlahaha River	672	Lake	LAKE	SJRWMD	Hydrilla	0.0	\$19.83
Palatlahaha, Lake	101	Lake	LAKE	SJRWMD	Floating	0.0	\$90.50
Palestine Lake	911	FL Environmental	UNION	SRWMD	Panicum repens	0.1	\$103.40
Panasoffkee, Lake	4460	SWFWMD	SUMTER	SWFWMD	Floating	90.0	\$12,053.43
Panasoffkee, Lake	4460	SWFWMD	SUMTER	SWFWMD	Hydrilla	19.5	\$25,738.57
Pansy, Lake	50	Polk	POLK	SWFWMD	Floating	0.0	\$74.48
Pansy, Lake	50	Polk	POLK	SWFWMD	Hydrilla	1.8	\$729.80
Parker, Lake	2272	Polk	POLK	SWFWMD	Floating	59.0	\$10,440.28
Parker, Lake	2272	Polk	POLK	SWFWMD	Hydrilla	95.0	\$25,207.65
Peace River	2973	SWFWMD	HARDEE	SWFWMD	Floating	42.0	\$6,706.50
Pierce, Lake	3729	Polk	POLK	SFWMD	Floating	14.0	\$4,029.41
Pierce, Lake	3729	Polk	POLK	SFWMD	Panicum repens	0.5	\$209.95
Pierce, Lake	3729	Polk	POLK	SFWMD	Trees (blocking navigation)	0.0	\$4,875.00
Pine, Lake	35	Palm Beach	PALM BEACH	SFWMD	Floating	8.6	\$1,538.94
Pine, Lake	35	Palm Beach	PALM BEACH	SFWMD	Hydrilla	13.8	\$5,769.56
Pioneer Lake	93	Highlands	HIGHLANDS	SWFWMD	Hydrilla	0.0	\$135.84
Placid, Lake	3320	Highlands	HIGHLANDS	SWFWMD	Floating	1.0	\$530.98
Pocket Lake	126	Orange	ORANGE	SFWMD	Hydrilla	0.5	\$438.67
Pocket Lake	126	Orange	ORANGE	SFWMD	Typha spp.	2.5	\$644.40
Poinsett, Lake	4334	Applied Aquatic	BREVARD	SJRWMD	Alternanthera philoxeroides	2.5	\$243.01
Poinsett, Lake	4334	Applied Aquatic	BREVARD	SJRWMD	Floating	383.5	\$48,717.88
Poinsett, Lake	4334	Applied Aquatic	BREVARD	SJRWMD	Panicum repens	5.0	\$704.38
Poinsett, Lake	4334	Applied Aquatic	BREVARD	SJRWMD	Typha spp.	3.0	\$1,050.54
Poinsett, Lake	4334	Brevard	BREVARD	SJRWMD	Floating	51.0	\$4,217.24
Poinsett, Lake	4334	Brevard	BREVARD	SJRWMD	Typha spp.	2.0	\$299.95
Prima Vista, Lake	17	Applied Aquatic	ORANGE	SJRWMD	Floating	0.3	\$206.51
Rainbow River	150	SWFWMD	MARION	SWFWMD	Floating	6.0	\$915.48
Rainbow River	150	SWFWMD	MARION	SWFWMD	Hydrilla	16.4	\$19,437.37
Red Beach Lake	355	Highlands	HIGHLANDS	SWFWMD	Floating	1.0	\$480.05
Reedy, Lake	3486	Polk	POLK	SWFWMD	Floating	0.0	\$884.14
Reedy, Lake	3486	Polk	POLK	SWFWMD	Hydrilla	0.0	\$1,075.09
Rochelle, Lake	578	Polk	POLK	SWFWMD	Floating	3.0	\$917.49
Rochelle, Lake	578	Polk	POLK	SWFWMD	Hydrilla	640.8	\$325,900.76
Rochelle, Lake	578	Polk	POLK	SWFWMD	Typha spp.	2.0	\$424.00
Rocky Creek	24	Hillsborough	HILLSBOROUGH	SWFWMD	Floating	29.0	\$3,591.93
Rodman Reservoir	9600	FL Environmental	PUTNAM	SJRWMD	Typha spp.	14.0	\$2,043.34
Rosalie, Lake	4597	Polk	POLK	SFWMD	Floating	119.0	\$25,074.86
Rousseau, Lake	4000	Applied Aquatic	CITRUS	SWFWMD	Floating	409.5	\$61,644.90
Rousseau, Lake	4000	Applied Aquatic	CITRUS	SWFWMD	Hydrilla	100.4	\$64,423.30
Rousseau, Lake	4000	Applied Aquatic	CITRUS	SWFWMD	Tussocks	8.0	\$1,639.35
Rowell Lake	364	FL Environmental	BRADFORD	SRWMD	Floating	12.0	\$1,380.09
Rowell Lake	364	FL Environmental	BRADFORD	SRWMD	Sesbania punicea	0.1	\$50.99
Roy, Lake	78	Polk	POLK	SWFWMD	Hydrilla	14.0	\$4,408.32
Runnymede, Lake	300	SFWMD	OSCEOLA	SFWMD	Floating	72.1	\$9,725.49
Russell, Lake	300	SFWMD	OSCEOLA	SFWMD	Floating	4.8	\$1,526.82
Ruth Lake	210	Brevard	BREVARD	SJRWMD	Floating	44.0	\$3,859.58

Water Body	Water Body Acres	Contractor	County	WMD	Plant Type	FY 11-12 Acres Treated	FY 11-12 Dollars Spent
Saddle Creek Park FMA	335	Polk	POLK	SWFWMD	Floating	8.8	\$2,947.93
Saddle Creek Park FMA	335	Polk	POLK	SWFWMD	Hydrilla	0.0	\$337.28
Salt Springs Run	50	Applied Aquatic	MARION	SJRWMD	Hydrilla	3.5	\$4,418.75
Salt Springs Run	50	Applied Aquatic	MARION	SJRWMD	Typha spp.	0.5	\$82.29
Sampson Lake	2042	Applied Aquatic	BRADFORD	SRWMD	Floating	0.3	\$183.80
Sampson Lake	2042	Applied Aquatic	BRADFORD	SRWMD	Hydrilla	2804.0	\$221,236.80
Sampson Lake	2042	FL Environmental	BRADFORD	SRWMD	Hydrilla	18.5	\$14,122.82
Santa Fe Lake	4721	Applied Aquatic	ALACHUA	SRWMD	Floating	0.3	\$513.80
Santa Fe Lake	4721	FL Environmental	ALACHUA	SRWMD	Floating	11.0	\$2,511.76
Santa Fe River	5000	Applied Aquatic	COLUMBIA	SRWMD	Floating	32.5	\$5,420.75
Santa Fe River	5000	FL Environmental	COLUMBIA	SRWMD	Floating	16.3	\$2,721.47
Sarah, Lake	13	Applied Aquatic	ORANGE	SJRWMD	Cyperus prolifer	0.1	\$45.03
Sarah, Lake	13	Applied Aquatic	ORANGE	SJRWMD	Floating	0.1	\$144.75
Sarah, Lake	13	Applied Aquatic	ORANGE	SJRWMD	Nelumbo nucifera	0.1	\$31.32
Sarah, Lake	13	Applied Aquatic	ORANGE	SJRWMD	Nymphoides cristata	13.6	\$11,455.39
Sawgrass, Lake	407	SJRWMD	BREVARD	SJRWMD	Floating	22.0	\$2,252.18
Sears, Lake	82	Polk	POLK	SWFWMD	Floating	0.3	\$129.45
Sears, Lake	82	Polk	POLK	SWFWMD	Hydrilla	0.0	\$127.08
Sebring, Lake	468	Highlands	HIGHLANDS	SWFWMD	Floating	1.0	\$610.56
Sebring, Lake	468	Highlands	HIGHLANDS	SWFWMD	Oxycaryum cubense	1.0	\$245.46
Sheen, Lake	565	Orange	ORANGE	FWMD	Hydrilla	1.0	\$858.67
Sheen, Lake	565	Orange	ORANGE	FWMD	Limnophila sessiliflora	0.2	\$641.04
Sheen, Lake	565	Orange	ORANGE	FWMD	Typha spp.	1.5	\$203.86
Shell/Prairie Creek Res.	140	SWFWMD	CHARLOTTE	SWFWMD	Floating	199.0	\$30,302.35
Shell/Prairie Creek Res.	140	SWFWMD	CHARLOTTE	SWFWMD	Hydrilla	1.0	\$239.46
Shipp, Lake	283	Polk	POLK	SWFWMD	Floating	2.5	\$519.83
Shipp, Lake	283	Polk	POLK	SWFWMD	Hydrilla	14.8	\$4,054.60
Silver, Lake	52	Polk	POLK	SWFWMD	Floating	0.0	\$94.71
Silver, Lake	52	Polk	POLK	SWFWMD	Hydrilla	4.3	\$1,206.64
Smart Lake	275	Polk	POLK	SWFWMD	Floating	0.0	\$306.45
Smart Lake	275	Polk	POLK	SWFWMD	Hydrilla	1.0	\$666.57
South Lake	1101	Brevard	BREVARD	SJRWMD	Ceratophyllum demersum	5.0	\$4,010.97
South Lake	1101	Brevard	BREVARD	SJRWMD	Floating	33.0	\$3,384.51
South Lake	1101	Brevard	BREVARD	SJRWMD	Ludwigia octovalvis/peruviana	10.0	\$920.97
South Lake	1101	Brevard	BREVARD	SJRWMD	Oxycaryum cubense	1.0	\$118.27
South Lake	1101	Brevard	BREVARD	SJRWMD	Panicum repens	4.0	\$359.30
South Lake	1101	Brevard	BREVARD	SJRWMD	Potamogeton illinoensis	5.0	\$4,010.97
South Lake	1101	Brevard	BREVARD	SJRWMD	Typha spp.	232.0	\$7,756.59
South Lake Talmadge	60	Volusia	VOLUSIA	SJRWMD	Floating	0.0	\$100.04
South Lake Talmadge	60	Volusia	VOLUSIA	SJRWMD	Trees (blocking navigation)	0.0	\$586.53
Spring, Lake	25	Polk	POLK	SWFWMD	Floating	1.5	\$368.70
Spring, Lake	25	Polk	POLK	SWFWMD	Hydrilla	23.5	\$15,905.62
St. Augustine Lake FMA	16	FL Environmental	DUVAL	SJRWMD	Nuphar advena	1.0	\$220.21
St. Augustine Lake FMA	16	FL Environmental	DUVAL	SJRWMD	Salvinia minima	1.0	\$196.20
St. Augustine Lake FMA	16	NaturChem	DUVAL	SJRWMD	Najas guadalupensis	1.0	\$456.33
St. Augustine Lake FMA	16	NaturChem	DUVAL	SJRWMD	Nuphar advena	1.0	\$139.48
St. Augustine Lake FMA	16	NaturChem	DUVAL	SJRWMD	Salvinia minima	1.5	\$358.40
St. Johns River	96000	Applied Aquatic	SAINT JOHNS	SJRWMD	Floating	725.3	\$97,423.67
St. Johns River	96000	Applied Aquatic	SAINT JOHNS	SJRWMD	Hymenachne amplexicaulis	34.5	\$9,914.65
St. Johns River	96000	Applied Aquatic	SAINT JOHNS	SJRWMD	Nymphoides cristata	3.0	\$1,969.94
St. Johns River	96000	Applied Aquatic	SAINT JOHNS	SJRWMD	Panicum repens	0.5	\$174.75

Water Body	Water Body Acres	Contractor	County	WMD	Plant Type	FY 11-12 Acres Treated	FY 11-12 Dollars Spent
St. Johns River	96000	Applied Aquatic	SAINT JOHNS	SJRWMD	Schinus terebinthifolius	25.0	\$7,121.45
St. Johns River	96000	Brevard	SAINT JOHNS	SJRWMD	Floating	7.0	\$654.47
St. Johns River	96000	Lake	SAINT JOHNS	SJRWMD	Floating	17.4	\$4,162.95
St. Johns River	96000	SJRWMD	SAINT JOHNS	SJRWMD	Floating	228.0	\$29,597.27
St. Johns River	96000	SJRWMD	SAINT JOHNS	SJRWMD	Hydrilla	0.0	\$900.92
St. Johns River	96000	USACE	SAINT JOHNS	SJRWMD	Floating	7468.7	\$499,831.62
St. Marks River	140	Applied Aquatic	WAKULLA	NWFWMD	Colocasia esculenta	1.0	\$380.72
St. Marks River	140	Applied Aquatic	WAKULLA	NWFWMD	Floating	3.5	\$775.18
Starke Lake	203	Applied Aquatic	ORANGE	SJRWMD	Ceratophyllum demersum	0.1	\$131.43
Starke Lake	203	Applied Aquatic	ORANGE	SJRWMD	Floating	0.5	\$522.13
Starke Lake	203	Applied Aquatic	ORANGE	SJRWMD	Hydrilla	422.0	\$268,533.15
Stella, Lake	308	FL Environmental	PUTNAM	SJRWMD	Hydrilla	6.0	\$2,197.20
Stella, Lake	308	NaturChem	PUTNAM	SJRWMD	Floating	0.3	\$263.21
Stella, Lake	308	NaturChem	PUTNAM	SJRWMD	Hydrilla	0.0	\$50.95
Stewart, Lake	64	Lake	LAKE	SJRWMD	Floating	0.0	\$24.49
Summit, Lake	67	Polk	POLK	SWFWMD	Floating	0.5	\$438.83
Summit, Lake	67	Polk	POLK	SWFWMD	Hydrilla	17.3	\$6,766.61
Surveyors, Lake	293	Polk	POLK	SWFWMD	Floating	4.5	\$1,448.61
Susan, Lake	81	Lake	LAKE	SJRWMD	Floating	0.0	\$65.95
Suwannee Lake	63	Applied Aquatic	SUWANNEE	SRWMD	Floating	3.0	\$345.38
Suwannee Lake	63	FL Environmental	SUWANNEE	SRWMD	Floating	2.5	\$273.25
Suwannee River	12000	Applied Aquatic	DIXIE	SRWMD	Colocasia esculenta	3.5	\$3,742.94
Suwannee River	12000	Applied Aquatic	DIXIE	SRWMD	Floating	16.3	\$9,957.97
Suwannee River	12000	Applied Aquatic	DIXIE	SRWMD	Trees (blocking navigation)	0.0	\$1,327.50
Suwannee River	12000	FL Environmental	DIXIE	SRWMD	Floating	7.5	\$2,371.53
Swift Creek	568	FL Environmental	UNION	SRWMD	Panicum repens	0.1	\$103.40
Swoope Lake	112	Polk	POLK	SWFWMD	Floating	0.0	\$70.45
Swoope Lake	112	Polk	POLK	SWFWMD	Hydrilla	1.8	\$720.73
Talquin, Lake	8850	Applied Aquatic	GADSDEN	NWFWMD	Floating	300.5	\$31,175.28
Talquin, Lake	8850	Applied Aquatic	GADSDEN	NWFWMD	Oxycaryum cubense	95.0	\$10,157.08
Tarpon, Lake	2534	SWFWMD	PINELLAS	SWFWMD	Ceratophyllum demersum	0.8	\$612.51
Tarpon, Lake	2534	SWFWMD	PINELLAS	SWFWMD	Floating	67.9	\$14,105.04
Tarpon, Lake	2534	SWFWMD	PINELLAS	SWFWMD	Hydrilla	0.0	\$792.45
Tarpon, Lake	2534	SWFWMD	PINELLAS	SWFWMD	Ludwigia octovalvis/peruviana	0.0	\$2,360.48
Tarpon, Lake	2534	SWFWMD	PINELLAS	SWFWMD	Nymphoides cristata	3.5	\$1,105.39
Tennessee, Lake	112	Polk	POLK	SWFWMD	Floating	0.0	\$93.10
Tennessee, Lake	112	Polk	POLK	SWFWMD	Hydrilla	7.3	\$645.48
Tenoroc Pits	1200	Polk	POLK	SWFWMD	Floating	149.5	\$28,367.29
Tenoroc Pits	1200	Polk	POLK	SWFWMD	Hydrilla	427.8	\$116,453.24
Tenoroc Pits	1200	Polk	POLK	SWFWMD	Typha spp.	1.5	\$229.14
Thomas, Lake	73	Polk	POLK	SWFWMD	Floating	0.0	\$37.24
Thomas, Lake	73	Polk	POLK	SWFWMD	Hydrilla	74.0	\$33,992.18
Thonotosassa, Lake	819	Hillsborough	HILLSBOROUGH	SWFWMD	Floating	26.8	\$6,281.35
Thonotosassa, Lake	819	SWFWMD	HILLSBOROUGH	SWFWMD	Floating	114.0	\$11,466.01
Tibet, Lake	1198	Orange	ORANGE	SFWMD	Floating	0.8	\$433.10
Tibet, Lake	1198	Orange	ORANGE	SFWMD	Hydrilla	3.6	\$3,524.43
Tibet, Lake	1198	Orange	ORANGE	SFWMD	Typha spp.	2.0	\$264.89
Tiger, Lake	2200	Polk	POLK	SFWMD	Floating	423.0	\$68,427.43
Tiger, Lake	2200	Polk	POLK	SFWMD	Hydrilla	74.2	\$17,288.96
TM Goodwin WMA	3870	SJRWMD	BREVARD	SJRWMD	Floating	500.0	\$33,223.75
TM Goodwin WMA	3870	SJRWMD	BREVARD	SJRWMD	Hydrilla	10.0	\$11,672.50

Water Body	Water Body Acres	Contractor	County	WMD	Plant Type	FY 11-12 Acres Treated	FY 11-12 Dollars Spent
Tohopekaliga, Lake	18810	SFWMD	OSCEOLA	SFWMD	Floating	233.6	\$39,783.01
Tohopekaliga, Lake	18810	SFWMD	OSCEOLA	SFWMD	Hydrilla	1015.1	\$678,480.14
Tohopekaliga, Lake	18810	SFWMD	OSCEOLA	SFWMD	Ludwigia spp. (other)	24.2	\$3,135.11
Tohopekaliga, Lake	18810	SFWMD	OSCEOLA	SFWMD	Typha spp.	340.0	\$29,921.06
Tracy, Lake	136	Polk	POLK	SWFWMD	Floating	0.0	\$282.97
Tracy, Lake	136	Polk	POLK	SWFWMD	Hydrilla	139.5	\$66,225.37
Tracy, Lake	136	Polk	POLK	SWFWMD	Typha spp.	0.5	\$154.70
Trafford, Lake	1494	SFWMD	COLLIER	SFWMD	Hydrilla	26.6	\$11,676.27
Trafford, Lake	1494	SFWMD	COLLIER	SFWMD	Ludwigia octovalvis/peruviana	5.8	\$874.14
Trafford, Lake	1494	SFWMD	COLLIER	SFWMD	Thalia geniculata	10.2	\$1,409.31
Trafford, Lake	1494	SFWMD	COLLIER	SFWMD	Typha spp.	1.1	\$460.80
Trout Lake	102	Lake	LAKE	SJRWMD	Floating	9.0	\$1,765.51
Trout Lake	102	Lake	LAKE	SJRWMD	Hydrilla	12.7	\$7,774.58
Tsala Apopka, Lake	19111	Citrus	CITRUS	SWFWMD	Cabomba caroliniana	26.5	\$10,312.67
Tsala Apopka, Lake	19111	Citrus	CITRUS	SWFWMD	Floating	41.5	\$10,287.64
Tsala Apopka, Lake	19111	Citrus	CITRUS	SWFWMD	Hydrilla	872.0	\$668,016.48
Tsala Apopka, Lake	19111	Citrus	CITRUS	SWFWMD	Limnophila sessiliflora	56.0	\$14,444.02
Tsala Apopka, Lake	19111	Citrus	CITRUS	SWFWMD	Najas guadalupensis	28.5	\$17,996.46
Tsala Apopka, Lake	19111	Citrus	CITRUS	SWFWMD	Nelumbo lutea	4.0	\$482.42
Tsala Apopka, Lake	19111	Citrus	CITRUS	SWFWMD	Nitella spp.	6.8	\$2,658.08
Tsala Apopka, Lake	19111	Citrus	CITRUS	SWFWMD	Nuphar advena	901.5	\$79,258.28
Tsala Apopka, Lake	19111	Citrus	CITRUS	SWFWMD	Nymphoides cristata	2.0	\$2,675.83
Tsala Apopka, Lake	19111	Citrus	CITRUS	SWFWMD	Panicum repens	68.5	\$6,666.29
Tsala Apopka, Lake	19111	Citrus	CITRUS	SWFWMD	Paspalum repens	9.5	\$1,448.02
Tsala Apopka, Lake	19111	Citrus	CITRUS	SWFWMD	Pontederia cordata	3.5	\$307.60
Tsala Apopka, Lake	19111	Citrus	CITRUS	SWFWMD	Potamogeton illinoensis	113.8	\$42,843.94
Tsala Apopka, Lake	19111	Citrus	CITRUS	SWFWMD	Salix spp.	298.9	\$30,322.15
Tsala Apopka, Lake	19111	Citrus	CITRUS	SWFWMD	Sapium sebiferum	0.1	\$11,015.62
Tsala Apopka, Lake	19111	Citrus	CITRUS	SWFWMD	Tussocks	281.8	\$778,141.43
Tsala Apopka, Lake	19111	Citrus	CITRUS	SWFWMD	Typha spp.	57.0	\$5,411.76
Tsala Apopka, Lake	19111	Citrus	CITRUS	SWFWMD	Utricularia foliosa	37.3	\$4,407.53
Tulane Lake	89	Highlands	HIGHLANDS	SWFWMD	Hydrilla	0.0	\$226.40
Twin Lakes	41	Polk	POLK	SWFWMD	Floating	0.0	\$111.71
Umatilla, Lake	161	Lake	LAKE	SJRWMD	Floating	0.0	\$151.98
Upper Myakka Lake	1020	SWFWMD	SARASOTA	SWFWMD	Floating	341.0	\$39,166.37
Upper Myakka Lake	1020	SWFWMD	SARASOTA	SWFWMD	Hymenachne amplexicaulis	5.5	\$1,353.58
Upper Taylor Creek	35	SFWMD	OKEECHOBEE	SFWMD	Floating	106.6	\$8,075.04
Victor Lake FMA	130	Applied Aquatic	HOLMES	NWFWMD	Najas guadalupensis	1.5	\$1,986.77
Victor Lake FMA	130	Applied Aquatic	HOLMES	NWFWMD	Oxycaryum cubense	4.0	\$470.06
Viola, Lake	73	Highlands	HIGHLANDS	SWFWMD	Hydrilla	0.0	\$226.40
Virginia, Lake	223	Winter Park	ORANGE	SJRWMD	Hydrilla	6.4	\$5,991.15
Wacissa River	250	Applied Aquatic	JEFFERSON	NWFWMD	Floating	84.5	\$10,149.48
Wacissa River	250	Applied Aquatic	JEFFERSON	NWFWMD	Hydrilla	6.0	\$0.00
Wakulla River	284	Applied Aquatic	WAKULLA	NWFWMD	Colocasia esculenta	0.5	\$224.70
Wakulla River	284	Applied Aquatic	WAKULLA	NWFWMD	Hydrilla	75.0	\$0.00
Wales, Lake	326	Polk	POLK	SWFWMD	Floating	0.0	\$234.83
Washington, Lake	4362	Brevard	BREVARD	SJRWMD	Floating	7.5	\$566.84
Washington, Lake	4362	SJRWMD	BREVARD	SJRWMD	Colocasia esculenta	6.5	\$1,224.48
Washington, Lake	4362	SJRWMD	BREVARD	SJRWMD	Floating	149.0	\$17,715.31
Watertown Lake	46	FL Environmental	COLUMBIA	SRWMD	Floating	1.0	\$158.44
Watertown Lake	46	FL Environmental	COLUMBIA	SRWMD	Hydrilla	0.1	\$107.87

Water Body	Water Body Acres	Contractor	County	WMD	Plant Type	FY 11-12 Acres Treated	FY 11-12 Dollars Spent
Wauberg, Lake	248	NaturChem	ALACHUA	SJRWMD	Floating	0.0	\$199.32
Wauseon Bay	138	Orange	ORANGE	SFWMD	Cyperus prolifer	0.2	\$205.55
Wauseon Bay	138	Orange	ORANGE	SFWMD	Hydrilla	0.1	\$207.14
Weeks, Lake	55	Hillsborough	HILLSBOROUGH	SWFWMD	Floating	4.8	\$1,532.57
Weir, Lake	5685	FL Environmental	MARION	SJRWMD	Floating	0.1	\$252.13
Weir, Lake	5685	FL Environmental	MARION	SJRWMD	Hydrilla	0.2	\$575.64
Weir, Lake	5685	FL Environmental	MARION	SJRWMD	Typha spp.	0.0	\$215.33
Weir, Lake	5685	NaturChem	MARION	SJRWMD	Floating	0.5	\$53.86
Weir, Lake	5685	NaturChem	MARION	SJRWMD	Hydrilla	1.1	\$1,344.15
Wekiva River	345	Applied Aquatic	ORANGE	SJRWMD	Colocasia esculenta	9.0	\$2,169.32
Wekiva River	345	Applied Aquatic	ORANGE	SJRWMD	Floating	127.9	\$21,594.10
Wekiva River	345	Applied Aquatic	ORANGE	SJRWMD	Nasturtium officinale	0.3	\$62.62
Wekiva River	345	Applied Aquatic	ORANGE	SJRWMD	Trees (blocking navigation)	0.0	\$18,192.30
Wekiva River	345	Applied Aquatic	ORANGE	SJRWMD	Typha spp.	6.0	\$1,074.87
Wekiva River	345	Applied Aquatic	ORANGE	SJRWMD	Urochloa mutica	1.3	\$258.51
Weohyakapka, Lake	7532	Polk	POLK	SFWMD	Floating	36.0	\$8,954.18
Weohyakapka, Lake	7532	Polk	POLK	SFWMD	Hydrilla	0.0	\$1,045.50
Weohyakapka, Lake	7532	Polk	POLK	SFWMD	Typha spp.	1.0	\$430.78
Wildcat Lake	232	Lake	LAKE	SJRWMD	Floating	0.0	\$55.95
Wildcat Lake	232	Lake	LAKE	SJRWMD	Hydrilla	0.0	\$19.83
Wilson, Lake	32	Lake	LAKE	SJRWMD	Floating	0.0	\$68.92
Winder, Lake	1496	Applied Aquatic	BREVARD	SJRWMD	Floating	176.8	\$21,484.96
Winder, Lake	1496	Applied Aquatic	BREVARD	SJRWMD	Typha spp.	3.3	\$703.55
Winder, Lake	1496	Brevard	BREVARD	SJRWMD	Floating	50.0	\$4,125.46
Winona, Lake	75	Lake	LAKE	SJRWMD	Floating	0.7	\$1,139.05
Winterset, Lake	590	Polk	POLK	SWFWMD	Hydrilla	19.3	\$9,967.47
Withlacoochee River	3600	SWFWMD	CITRUS	SWFWMD	Floating	535.0	\$64,384.32
Withlacoochee River	3600	SWFWMD	CITRUS	SWFWMD	Hydrilla	58.0	\$47,131.65
Withlacoochee River	3600	SWFWMD	CITRUS	SWFWMD	Hydrocotyle spp.	1.2	\$120.11
Withlacoochee River	3600	SWFWMD	CITRUS	SWFWMD	Marsilea spp.	0.0	\$89.85
Withlacoochee River	3600	SWFWMD	CITRUS	SWFWMD	Oxycaryum cubense	3.0	\$273.83
Withlacoochee River	3600	SWFWMD	CITRUS	SWFWMD	Paspalum repens	5.5	\$308.40
Withlacoochee River	3600	SWFWMD	CITRUS	SWFWMD	Polygonum glabrum	0.1	\$118.59
Withlacoochee River	3600	SWFWMD	CITRUS	SWFWMD	Trees (blocking navigation)	0.0	\$1,389.64
Withlacoochee River	647	Applied Aquatic	HAMILTON	SRWMD	Floating	3.5	\$1,129.55
Withlacoochee River	647	FL Environmental	HAMILTON	SRWMD	Floating	2.0	\$1,464.55
Yale, Lake	4042	Lake	LAKE	SJRWMD	Floating	6.0	\$2,486.63
Yale, Lake	4042	Lake	LAKE	SJRWMD	Hydrilla	0.0	\$49.06